



AGENDA

MULMUR POLICE SERVICES BOARD (PSB)

Wednesday January 27, 2021

9:00 am – ZOOM Electronic Meeting

This meeting is being conducted by means of Electronic Participation by a majority of members, as permitted by Section 238 (3.3) of the Municipal Act, 2001, as amended. USING VIDEO AND/OR AUDIO CONFERENCING.

To connect only by phone, please dial any of the following numbers. When prompted, please enter the meeting ID provided below the phone numbers. You will be placed into the meeting in muted mode. If you encounter difficulty, please call the front desk at 705-466-3341, ext. 0

- +1 778 907 2071 Canada
- +1 204 272 7920 Canada
- +1 438 809 7799 Canada
- +1 587 328 1099 Canada
- +1 647 374 4685 Canada

Meeting ID: 846 0224 8258

To connect to video with a computer, smart phone or digital device) and with either digital audio or separate phone line, download the zoom application ahead of time and enter the digital address below into your search engine or follow the link below. Enter the meeting ID when prompted.

<https://us02web.zoom.us/j/84602248258>

Meeting ID: 846 0224 8258

Page #

1. a) Call to Order by the Chair

b) Appointment of Chair and Vice Chair for 2021

Draft Motion: THAT _____ be appointed as Chair and _____ be appointed as Vice Chair of the Mulmur Police Services Board for 2021.

Appointment of Recording Secretary for 2021

Draft Motion: THAT Tracey Atkinson be appointed as Recording Secretary of the Mulmur Police Service Board until April 2021.

2. Disclosure of Pecuniary Interest

3 **3. Approval of Minutes – October 21, 2020**

Draft Motion: THAT the Minutes of the Mulmur Police Services Board dated October 21, 2020 be approved.

4. Presentations/Delegations - None

5. New Business (Discussion Items)

5.1 Welcome to new Staff Sergeant Insp. Terry Ward

6. Correspondence (Information Items)

6 6.1. Paid Duty Statistics – May to October 2020

12 6.2. Ministry of the Attorney General – Letter dated December 8, 2020
 Re: Expanding the Use of Certified Evidence in Provincial Offences Act Courts

14 6.3. Office of the Solicitor General – Letter dated December 24, 2020
 Re: Community Safety and Well Being Plan

Draft Motion: THAT the correspondence (Information) Items be received.

16 **7. Detachment Report**

Draft Motion: THAT the Detachment Report received from Staff Sergeant Insp. Terry Ward be received.

8. Other Business and Items for Future Meetings

8.1. Police Service Board Changes
 (Update - No additional information has been provided from the Ministry to date)

8.3 Ontario Association of Police Service Boards (Request from July Meeting)
 Re: 2021 Membership Information - Update

53 8.4 Community Safety Program - Identifying Speeding Hotspots – Equipment
 Update (Request form October 21, 2020 Meeting)

54 8.5 Ontario News - The Community Safety and Policing Grant (CSP)

Draft Motion: THAT the Other Business Items be received.

9. Public Discussion - None

10. Closed Session - None

11. Adjourn/Next Meeting Date

Draft Motion: THAT the meeting adjourn at ____am until Friday April 23, 2021 for the Joint Police Services Board Meeting.



MINUTES

MULMUR POLICE SERVICES BOARD (PSB)

Wednesday, October 21, 2020

9:00 am – ZOOM Electronic Meeting

Present: Ken Cufaro – Council Representative
Dennis Phillipson – Mulmur Member
Jeff Sedgwick – Provincial Appointee
Staff Sergeant Nicol Randall – Dufferin OPP
Tracey Atkinson – Acting Secretary

1. Call to Order by the Chair

The meeting was called to order at 9:02 a.m. by Chair Dennis Phillipson

2. Disclosure of Pecuniary Interest - None

3. Approval of Minutes – July 22, 2020

Moved by: Sedgwick and Seconded by: Cufaro

THAT the Minutes of the Mulmur Police Services Board dated July 22, 2020 be approved.

CARRIED

4. Presentations/Delegations – None

5. New Business (Discussion Items)

5.1. Community Safety Program - Identifying Speeding Hotspots Discussion

Member Jeff Sedgwick provided an update.

Moved by: Cufaro and Seconded by: Phillipson

THAT the update regarding Community Safety Program – Identifying Speeding Hotspots from Member Jeff Sedgwick be received.

CARRIED

The PSB requests confirmation from Public Works on whether the proposed equipment is the same equipment as the Township previously used. A copy of the equipment information is to be provided by Member Sedgwick.

6. Correspondence (Information Items)

6.1. Paid Duty Statistics – July - September 2020

Once updated statistics are received the statistics will be send by email to Board members and also added to the next Agenda package.

6.2. Ontario Provincial Police – Letter dated September 28, 2020 Re: Municipal Policing 2021 Annual Billing Statement Package

6.3 Ontario Provincial Police Re: Know Your Tow Reference Card

Reference Card to be added to website.

6.4 Ontario Provincial Police Re: 2019 Progress Report – Dufferin Detachment

6.5 Tow Truck Operation Dufferin County - Report of S/Sgt Randall and Sgt. P. Beaton (As per the August 5, 2020 Township of Mulmur Council Agenda)

Motion Passed by Mulmur Council at August 5, 2020 Council Meeting

Moved by: Clark and Seconded by: Cufaro

THAT Council support Option 2, being a coordinated, regulatory by-law, administered by a single municipality, that would address tow truck licensing, administration, rotational list for dispatching, uniforms and chasing.

CARRIED

Status update: A single by-law is currently being drafted for spring timing. Discussions ensued regarding rotating list.

Added Item

6.6 Office of the Solicitor General – Letter dated October 2, 2020 Re: Keeping Communities Across Ontario Safe – Update on work being done

Moved by: Sedgwick and Seconded by: Cufaro

THAT the correspondence (Information) Items be received.

CARRIED

7. Detachment Report

Moved by: Cufaro and Seconded by: Sedgwick

THAT the Detachment Report received from Staff Sergeant Nikki Randall be received.

CARRIED

8. Other Business and Items for Future Meetings

8.1. Police Service Board Changes

Re: Status Request from May 21 Meeting

(Update - No additional information has been provided from the Ministry)

8.2. Joint Police Services Board Meeting (Verbal)

Re: October 23, 2020 (Hosted by Melancthon – Virtually)

8.3 Ontario Association of Police Service Boards (Request from July Meeting)

Re: Membership Information - Update

Motion Passed by Mulmur Council at August 5, 2020 Council Meeting

Moved by: Cufaro and seconded by: Patty

AND FURTHER THAT Mulmur Council consider the request from the Mulmur Police Services Board regarding becoming members of the Ontario Association of Police Service Boards for 2021 as part of the 2021 budget.

CARRIED

Moved by: Cufaro and Seconded by: Sedgwick

THAT the **Other Business and Items for Future Meetings** Items be received and were discussed.

CARRIED

The selection of a Chair would be included in the January 2021 meeting agenda.

9. Public Discussion - None

10. Closed Session - None

11. Adjourn/Next Meeting Date

Moved by: Cufaro and Seconded by: Sedgwick

THAT the meeting adjourn at 10:23am until October 23, 2020 for the Joint Police Services Board Meeting, and that the next Mulmur Police Services meeting be scheduled for Wednesday January 27, 2021 at 9:00 a.m.

CARRIED

Mulmur Paid Duty Stats 2020

May 16

3 hours on 10 SDRD – 7 tickets

1 hour in Terra Nova – no charges laid

Multiple large groups of motor cycles observed. No one was speeding

2 motor cycles were charged

River Road – 1 ticket

Patrolled east bound on County 21. West bound on County 17. 2nd line.

12 speeding tickets were issued in totaled.

May 17

3 hours on 10 SDRD. 10 motor cycles observed. All compliant.

1.5 hours in Terra Nova. 2 motor cycles and 7 motor vehicles observed

2 hours on River Road. 6 motor cycles all compliant.

1 hour on 10 SDRD at the 1st line. 2 motor cycles and 8 motor vehicles.

5 speeding tickets were issued on the 10 SDRD between 1st and 2nd line.

No motor cycles were charged. Everyone was compliant.

June 6

4 speeding tickets on 10 SDRD

At 1516 hours, 20 – 30 performance cars were observed on River Road. All driving the speed limit.

3 speeding tickets given on River Road.

This day was reduced to 5 hours at the last minute instead of 8.

June 7

10 SDRD 2 hours of radar. 9 motor cycles observed, 1 charged. 4 other tickets given at same location.

Moving radar on 10 SDRD – 7 motor cycles observed. All compliant.

Flagged down by 2 separate Mulmur Residents and asked to do radar on County 18 in Mansfield.

1 hour stationary radar 7 motor cycles observed, all compliant, 1 ticket issued.

1 hour stationary radar 10 SDRD and 5th line. 3 motor cycles observed all compliant.

Stationary radar 10 SDRD and 2nd line, 6 motor cycles all compliant.

Stationary radar Prince of Wales Road, 8 motor vehicles observed, 5 motor cycles all compliant.

1 hour 20 SDRD. No motor cycles 1 ticket given

30 minutes 10 SDRD, no motor cycles.

1 hour Terra Nova, 1 motor vehicle

5 speeding charges, 4 other HTA, 1 – 3 day suspension

27 June

4 hours laser radar by CR 21 and Prince of Wales, on Prince of Wales

11 tickets issued. 7 speeding, 2 no proof of insurance, 1 seatbelt, 1 no plate

3 motorcycles seen, 150 vehicles seen

3 hours radar 10th SDRD @ 1st line

5 speeding tickets in speed zone change area 10 motorcycles,, 100 vehicles

1 hour Prince of Wales at Primrose School

16 tickets total

28 June 2020

6 hours radar / stationary enforcement 10 SDRD east of 1st line 50/60 zone

12 tickets issued

1 stunt drive motorcycle 110/50

7 speeding, 5 other HTA

300 – 400 vehicles observed

150 motorcycles

2 hours mobile patrol Prince of Wales and 20th sideroad

04 July 2020

2 speeding on County 17

3 MC for noise, 10 SDRD and 1st line

1 speeding, 10 SDRD and 1st line

1 speeding 1 insurance 10 SDRD and Prince of Wales

1 speeding 9 SDRD and Airport Road

05 July 2020

3 speeding 10 SDRD – all local drivers

1 speeding County Road 17

1 follow to close

1 fail to drive in marked lane

18 July 2020

3 speeding on Prince of Wales north of 5 SDRD 2 hours. All motor cycles were in compliance

10 SDRD just east of 1st line – 2 speeding 1 insurance

1 hour on River Road and 20 SDRD – all in compliance

2 speeding and 1 validation tag – Prince of Wales north of 5 SDRD 1.5 hours patrolled

150 + motorcycles observed – out of sight by the time the officer got turned around

1 hour 10 SDRD just east of 1st Line – all in compliance.

19 July 2020

1 speeding 10 SDRD and 3rd Line

1 speeding County 17 and Prince of Wales

2.5 hours patrol River Road from Prince of Wales to Airport Road. No infractions

1.5 hours heavy rain. Visible patrols in Terra Nova.

2 speeding Prince of Wales

01 Aug 2020

5 hours on 10th sideroad between CR 19 and CR 18

6 PON's issued. 5 for speeding in speed change zone. All over 30 Km.

1 PON for dark tint

3 hours spent mobile patrol River Road and 20th. No persons going over 15+ speed limit

Over 150 motor cycles seen

Came across motor cycle crash at CR 19 by river

2 August 2020

10 Sideroad stationary radar 1st line to 2nd line 3 hours 3 PON

River Road 1 hour 2 Vehicles no motor cycles seen

Terra Nova – stationary radar and moving radar 2 hours 5 vehicles in compliance no motor cycles

10 sideroad – stationary radar 1st line to 2nd line 1 hour no motor cycles

3 August 2020

4 hours patrol radar on 10th sideroad by 1st line 60 zone 4 tickets issued for speeding

Mobile patrol river road / 20th / CR 19 very heavy rain, only 20 cars seen on river in 2 hours 10 motor cycles seen all day

Rain 4 times in total

16 Aug 2020

Rain off and on. Limited motor cycle traffic due to weather.

2 PON's speeding 10 SR. Visible stationary radar Honeywood 2 hours Terra Nova 1st line 2 hours

10 SR patrols 3 hours Central Road CR 21 no infractions

6 Sept 2020

10 SR motor cycle spot check

Prince of Wales stunt driver 66 over limit

River Road limit to traffic. Visibility Terra Nova

4 tickets all over 40 Kim

2 warnings speeding

1 warning passing

7 Sept 2020

10 SR from 3 tickets

Terra Nova stationary radar

River Road no bikes due to rain.

19 Sep 2020

10 speeding tickets issued in various areas.

3 Oct 2020

12 speeding tickets all issued on 10 sideroad

December 8, 2020

Municipal Chief Administrative Officers:

Re: Expanding the Use of Certified Evidence in Provincial Offences Act Courts

Bill 177, the Stronger, Fairer Ontario Act (Budget Measures), 2017, introduced amendments to the Provincial Offences Act (POA) aimed at modernizing and streamlining POA court processes.

I am pleased to advise that, effective December 14, 2020, amendments to s. 48.1, which provides for the use of certified evidence in POA proceedings, will come into force through an Order in Council. Certified evidence includes written statements in a document that are certified or sworn to be true by the person signing the document.

Currently, the POA permits a certified statement in a certificate of offence or in a certificate of parking infraction, as well as other prescribed types of certified evidence, to be admitted in evidence as proof of the facts certified in it. However, these certified statements may not be relied upon as evidence for offences such as speeding and any offence under the Highway Traffic Act (HTA) that carries demerit points.

Beginning December 14, s. 48.1 of the POA will apply to all proceedings commenced under Part I and Part II of the POA where a set fine has been specified for the offence or that are otherwise prescribed by regulation, and so now will include speeding and other HTA offences that attract demerit points. The Ministry is not proposing to prescribe any other types of certified evidence or offences by regulation at this time.

Certified statements, when relied upon by the prosecution, would reduce the need for the person who certifies the contents of the document to be true, including enforcement officers, to appear in court and give oral testimony. Expanding the availability of certified evidence is a key part of the Ministry's efforts to streamline POA court processes and enable more efficient use of court and enforcement resources.

Thank you for your continued co-operation as we work together to identify new and innovative ways of making the POA justice system more efficient, responsive, and accessible. I look forward to continuing our collaboration to implement the remaining Bill 177 reforms to further streamline and modernize POA processes.

If you have any questions, or if you would like more information on this initiative, please contact Wendy Chen, Acting Manager of the Ministry's POA Unit, at JUS.G.MAG.POASupport@ontario.ca or (437) 244-8733.

Yours truly,

A handwritten signature in black ink that reads "David Corbett". The signature is written in a cursive, flowing style.

David Corbett
Deputy Attorney General

Solicitor General

Office of the Solicitor General

25 Grosvenor Street, 18th Floor
Toronto ON M7A 1Y6
Tel: 416 325-0408
MCSCS.Feedback@Ontario.ca

Solliciteur général

Bureau du solliciteur général

25, rue Grosvenor, 18^e étage
Toronto ON M7A 1Y6
Tél. : 416 325-0408
MCSCS.Feedback@Ontario.ca



132-2020-5553

By email

December 24, 2020

Dear Head of Council/Chief Administrative Officer/Municipal Clerk:

As you know, on January 1, 2019, amendments to the *Police Services Act* (PSA) came into force which mandate every municipality in Ontario to prepare and adopt a community safety and well-being (CSWB) plan, working in partnership with police services/boards and various other sectors, including health/mental health, education, community/social services, and children/youth services. As previously communicated, municipalities originally had two years from the in-force date to prepare and adopt their first CSWB plan (i.e., by January 1, 2021).

The government recognizes that the pandemic has created unprecedented challenges for communities across Ontario. Over the past several months, we have heard from municipal partners that resources have been redirected to the pandemic response and, as a result, some have experienced delays in their CSWB planning and engagement processes.

In an effort to support municipal, policing and community partners during the emergency, on April 14, 2020, the government passed the *Coronavirus (COVID-19) Support and Protection Act, 2020*, which amended the PSA to allow the Solicitor General to prescribe a new deadline for the completion and adoption of CSWB plans post January 1, 2021. This amendment came into force immediately upon Royal Assent.

I would like to inform you that the new deadline for municipalities to prepare and adopt a CSWB plan is now July 1, 2021. This extension provides municipalities with an additional six months to complete their plans.

This change will ensure municipalities, police services and local service providers can continue to dedicate the necessary capacity and resources to respond to COVID-19, while also providing adequate time to effectively undertake consultations, work collaboratively with multi-sectoral partners, and meet the legislative requirements to develop meaningful and effective CSWB plans.

Community partners continue to underscore the importance and need for this type of holistic planning that addresses crime and complex social issues on a long-term, sustainable basis and improves the safety and well-being of Ontario communities.

.../2

Despite the unforeseen challenges that the pandemic has created, it is encouraging to see municipalities across the province persevere and make significant progress on their CSWB plans through innovative and forward-thinking approaches.

I greatly appreciate your on-going support as we move forward on this modernized approach to CSWB together. Through collaboration, we will continue to build safer and stronger communities in Ontario.

Lastly, if municipalities have any questions about CSWB planning, please direct them to ministry staff, Tiana Biordi, Community Safety Analyst, at Tiana.Biordi@ontario.ca.

Sincerely,

A handwritten signature in black ink, appearing to read 'Sylvia Jones', with a stylized flourish at the end.

Sylvia Jones
Solicitor General



Detachment Commanders Update



Detachment Commander's Message

Hello,

I am pleased to present the Township of Mulmur Police Services Board report. Members of the Dufferin Detachment continue to be committed to traffic safety through proactive enforcement efforts, making the Township of Mulmur a safe place to live and work.

In addition, detachment members continues to work closely with community partners to provide better outcomes for people living with mental health and addiction.

The Dufferin Detachment of the Ontario Provincial Police is committed to serve our province by protecting its citizens, upholding the law and preserving public safety.

Terry R. Ward
Inspector, Detachment Commander
Dufferin O.P.P.
Ontario Provincial Police

Statistical Analysis

Note:

Statistical information related to Criminal Code and Provincial Offences charges is contained within the Integrated Court Office Network (ICON). Due to a variety of data processing delay issues, accurate and reliable information is only available by analyzing data from 2 months or more prior to the report run date.



POLICE SERVICE BOARD

JANUARY 27, 2021

Third Quarter

ACTION PLAN (MULMUR) July- September

R.I.D.E. HOURS 2020 (Mulmur)

Jan 2020 – 30Sep2020	48
July	5.50
August	10
September	1.25

ARRESTS – IMPAIRED BY DRUGS (Mulmur)

2020	2
July	0
August	0
September	0

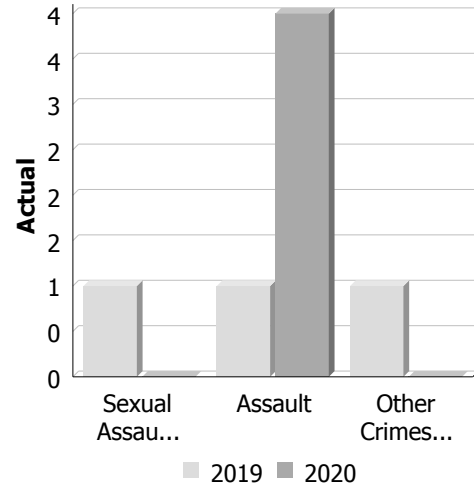
COVID-19 RELATED OCCURRENCES (Mulmur)

2020	11
July	1
August	0
September	2

**Police Services Board Report for Mulmur
Records Management System
July to September - 2020**

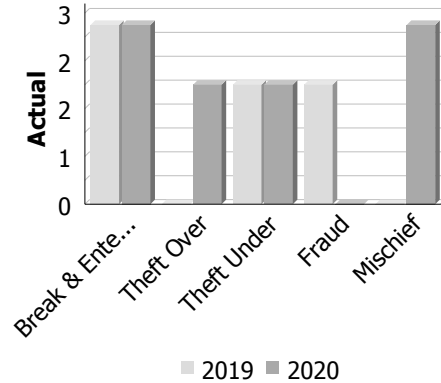
Violent Crime

Actual	July to September			Year to Date - September		
	2019	2020	% Change	2019	2020	% Change
Murder	0	0	--	0	0	--
Other Offences Causing Death	0	0	--	0	0	--
Attempted Murder	0	0	--	0	0	--
Sexual Assault	1	0	-100.0%	2	0	-100.0%
Assault	1	4	300.0%	3	6	100.0%
Abduction	0	0	--	0	0	--
Robbery	0	0	--	0	0	--
Other Crimes Against a Person	1	0	-100.0%	1	0	-100.0%
Total	3	4	33.3%	6	6	0.0%



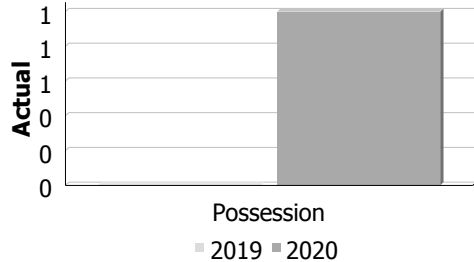
Property Crime

Actual	July to September			Year to Date - September		
	2019	2020	% Change	2019	2020	% Change
Arson	0	0	--	0	0	--
Break & Enter	3	3	0.0%	7	4	-42.9%
Theft Over	0	2	--	2	4	100.0%
Theft Under	2	2	0.0%	5	6	20.0%
Have Stolen Goods	0	0	--	1	0	-100.0%
Fraud	2	0	-100.0%	3	2	-33.3%
Mischief	0	3	--	1	4	300.0%
Total	7	10	42.9%	19	20	5.3%



Drug Crime

Actual	July to September			Year to Date - September		
	2019	2020	% Change	2019	2020	% Change
Possession	0	1	--	0	1	--
Trafficking	0	0	--	0	0	--
Importation and Production	0	0	--	0	0	--
Total	0	1	--	0	1	--



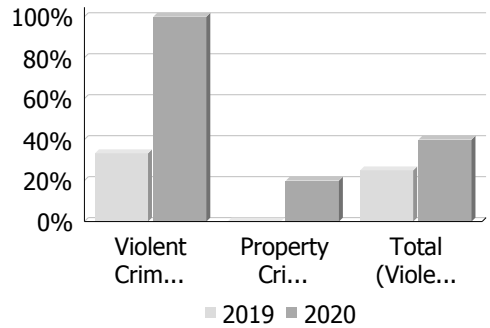
Detachment: 1N - DUFFERIN
Location code(s): 1N00 - DUFFERIN
Area code(s): 1007 - Mulmur
Data source date:
 2021/01/16

Report Generated by:
 McLagan, David

Report Generated on:
 Jan 20, 2021 3:46:37 PM
 PP-CSC-Operational Planning-4300
 20

**Police Services Board Report for Mulmur
Records Management System
July to September - 2020**

Clearance Rate						
Clearance Rate	July to September			Year to Date - September		
	2019	2020	Difference	2019	2020	Difference
Violent Crime	33.3%	100.0%	66.7%	50.0%	100.0%	50.0%
Property Crime	0.0%	20.0%	20.0%	15.8%	20.0%	4.2%
Drug Crime	--	0.0%	--	--	0.0%	--
Total (Violent, Property & Drug)	25.0%	40.0%	15.0%	34.5%	45.2%	10.7%



Data contained within this report is dynamic in nature and numbers will change over time as the Ontario Provincial Police continue to investigate and solve crime.

Data Utilized

- Major Crimes
- Niche RMS All Offence Level Business Intelligence Cube

Detachment: 1N - DUFFERIN
Location code(s): 1N00 - DUFFERIN
Area code(s): 1007 - Mulmur
Data source date:
 2021/01/16

Report Generated by:
 McLagan, David

Report Generated on:
 Jan 20, 2021 3:46:37 PM
 PP-CSC-Operational Planning-4300



Calls For Service (CFS) Billing Summary Report

Mulmur July to September - 2020

Billing Categories <i>(Billing categories below do not match traditional crime groupings)</i>		2020				2019			
		July to September	Year to Date	Time Standard	Year To Date Weighted Hours	July to September	Year to Date	Time Standard	Year To Date Weighted Hours
Violent Criminal Code	Sexual Assault	0	0		0.0	1	2	16.0	32.0
	Assault With Weapon or Causing Bodily Harm-Level 2	2	3	16.0	48.0	0	1	16.0	16.0
	Assault-Level 1	1	2	16.0	32.0	1	5	16.0	80.0
	Assault Peace Officer	1	1	16.0	16.0	0	0		0.0
	Criminal Harassment	1	1	16.0	16.0	0	0		0.0
	Utter Threats to Person	0	0		0.0	1	1	16.0	16.0
	Total	5	7	16.0	112.0	3	9	16.0	144.0
Property Crime Violations	Break & Enter	3	4	6.5	26.0	3	8	6.5	52.0
	Theft Over - Other Theft	1	1	6.5	6.5	0	0		0.0
	Theft of Motor Vehicle	0	1	6.5	6.5	1	3	6.5	19.5
	Theft of - Trucks	1	1	6.5	6.5	0	0		0.0
	Theft of - All Terrain Vehicles	0	0		0.0	0	1	6.5	6.5
	Theft of - Farm Vehicles	0	1	6.5	6.5	0	0		0.0
	Theft under - Farm Agricultural Produce	1	1	6.5	6.5	0	0		0.0
	Theft Under - Construction Site	0	1	6.5	6.5	0	0		0.0
	Theft under - Bicycles	0	0		0.0	1	1	6.5	6.5
	Theft under - Other Theft	1	1	6.5	6.5	1	2	6.5	13.0
	Theft FROM Motor Vehicle Under \$5,000	0	1	6.5	6.5	0	1	6.5	6.5
	Theft Under \$5,000 [SHOPLIFTING]	1	2	6.5	13.0	0	1	6.5	6.5
	Possession of Stolen Goods over \$5,000	0	0		0.0	0	1	6.5	6.5
	Fraud - Steal/Forge/Poss./Use Credit Card	0	0		0.0	1	1	6.5	6.5
	Fraud -Money/property/security > \$5,000	0	1	6.5	6.5	0	0		0.0
	Fraud -Money/property/security <= \$5,000	0	0		0.0	1	1	6.5	6.5
	Fraud - Other	1	2	6.5	13.0	0	2	6.5	13.0



Calls For Service (CFS) Billing Summary Report

Mulmur July to September - 2020

Billing Categories <i>(Billing categories below do not match traditional crime groupings)</i>		2020				2019			
		July to September	Year to Date	Time Standard	Year To Date Weighted Hours	July to September	Year to Date	Time Standard	Year To Date Weighted Hours
Property Crime Violations	Mischief - master code	1	2	6.5	13.0	0	1	6.5	6.5
	Property Damage	0	1	6.5	6.5	0	0		0.0
	Total	10	20	6.5	130.0	8	23	6.5	149.5
Other Criminal Code Violations (Excluding traffic)	Offensive Weapons-Other Weapons Offences	1	1	7.8	7.8	0	0		0.0
	Bail Violations - Fail To Comply	1	1	7.8	7.8	0	1	7.8	7.8
	Disturb the Peace	1	1	7.8	7.8	0	0		0.0
	Child Pornography - Making or distributing	0	1	7.8	7.8	0	0		0.0
	Breach of Probation	0	0		0.0	0	3	7.8	23.4
	Possession of Burglary Tools	0	0		0.0	0	1	7.8	7.8
	Total	3	4	7.8	31.2	0	5	7.8	39.0
	Drug Possession	Possession - Methamphetamine (Crystal Meth)	1	1	6.5	6.5	0	0	
Total		1	1	6.5	6.5	0	0		0.0
Statutes & Acts	Landlord/Tenant	3	8	3.4	27.2	1	6	3.4	20.4
	Mental Health Act	2	6	3.4	20.4	0	1	3.4	3.4
	Mental Health Act ù Threat of Suicide	0	1	3.4	3.4	0	2	3.4	6.8
	Mental Health Act - Voluntary Transport	0	1	3.4	3.4	0	1	3.4	3.4
	Mental Health Act - Placed on Form	2	4	3.4	13.6	1	4	3.4	13.6
	Trespass To Property Act	7	12	3.4	40.8	0	3	3.4	10.2
	Total	14	32	3.4	108.8	2	17	3.4	57.8
Operational	Animal -Master code	0	0		0.0	2	2	3.6	7.2
	Animal - Left in Vehicle	1	1	3.6	3.6	0	0		0.0
	Animal Bite	0	0		0.0	1	2	3.6	7.2
	Animal Stray	0	1	3.6	3.6	2	4	3.6	14.4
	Animal Injured	0	1	3.6	3.6	1	5	3.6	18.0
	Animal - Other	0	0		0.0	2	3	3.6	10.8
	Animal - Dog Owners Liability Act	2	3	3.6	10.8	1	2	3.6	7.2
	Alarm -Master code	0	0		0.0	6	7	3.6	25.2
	Alarm -Others	0	0		0.0	0	4	3.6	14.4
	Domestic Disturbance	8	13	3.6	46.8	6	11	3.6	39.6



Calls For Service (CFS) Billing Summary Report

Mulmur July to September - 2020

Billing Categories <i>(Billing categories below do not match traditional crime groupings)</i>		2020				2019			
		July to September	Year to Date	Time Standard	Year To Date Weighted Hours	July to September	Year to Date	Time Standard	Year To Date Weighted Hours
Operational	Suspicious Person	6	14	3.6	50.4	4	8	3.6	28.8
	Phone -Master code	0	0		0.0	0	1	3.6	3.6
	Phone -Nuisance - No Charges Laid	0	1	3.6	3.6	0	0		0.0
	Phone -Other - No Charges Laid	0	0		0.0	0	1	3.6	3.6
	Text- related Incident (Texting)	0	1	3.6	3.6	0	0		0.0
	False Fire Alarm - Vehicle	0	0		0.0	1	1	3.6	3.6
	Fire - Building	1	2	3.6	7.2	0	2	3.6	7.2
	Fire - Other	0	3	3.6	10.8	0	0		0.0
	Insecure Condition - Master code	0	1	3.6	3.6	0	0		0.0
	Missing Person - Master code	0	1	3.6	3.6	0	0		0.0
	Missing Person 12 & older	1	1	3.6	3.6	1	1	3.6	3.6
	Missing Person Located Under 12	0	0		0.0	0	1	3.6	3.6
	Missing Person Located 12 & older	0	1	3.6	3.6	3	5	3.6	18.0
	Noise Complaint - Master code	4	10	3.6	36.0	1	1	3.6	3.6
	Noise Complaint - Residence	0	1	3.6	3.6	2	2	3.6	7.2
	Noise Complaint - Others	0	1	3.6	3.6	1	1	3.6	3.6
	Accident - non-MVC -Master code	0	1	3.6	3.6	0	0		0.0
	Found Property - Master code	2	5	3.6	18.0	0	0		0.0
	Found-Personal Accessories	1	1	3.6	3.6	0	0		0.0
	Found-Sporting Goods, Hobby Equip.	0	0		0.0	0	1	3.6	3.6
	Lost Property - Master code	0	0		0.0	1	1	3.6	3.6
	Lost-Sporting Goods, Hobby Equip.	0	0		0.0	0	1	3.6	3.6
	Sudden Death - Suicide	0	2	3.6	7.2	1	2	3.6	7.2
Sudden Death - Natural Causes	0	1	3.6	3.6	1	6	3.6	21.6	
Sudden Death - Others	0	1	3.6	3.6	0	0		0.0	



Calls For Service (CFS) Billing Summary Report

Mulmur July to September - 2020

Billing Categories <i>(Billing categories below do not match traditional crime groupings)</i>		2020				2019			
		July to September	Year to Date	Time Standard	Year To Date Weighted Hours	July to September	Year to Date	Time Standard	Year To Date Weighted Hours
Operational	Suspicious Vehicle	3	15	3.6	54.0	4	11	3.6	39.6
	Trouble with Youth	0	2	3.6	7.2	0	3	3.6	10.8
	Medical Assistance - Other	0	0		0.0	1	1	3.6	3.6
	Vehicle Recovered - Master code	0	0		0.0	1	1	3.6	3.6
	Vehicle Recovered - Farm Vehicles	1	1	3.6	3.6	0	0		0.0
	Vehicle Recovered - Other	0	1	3.6	3.6	0	0		0.0
	Unwanted Persons	0	2	3.6	7.2	1	3	3.6	10.8
	Neighbour Dispute	3	8	3.6	28.8	3	4	3.6	14.4
	By-Law -Master code	0	0		0.0	0	1	3.6	3.6
	Dogs By-Law	0	0		0.0	0	1	3.6	3.6
	Other Municipal By-Laws	2	4	3.6	14.4	0	1	3.6	3.6
	Fireworks By-Law	0	1	3.6	3.6	0	0		0.0
	Assist Fire Department	0	2	3.6	7.2	0	0		0.0
	Assist Public	20	35	3.6	126.0	12	27	3.6	97.2
	Distressed/Overdue Motorist	0	2	3.6	7.2	0	0		0.0
	Family Dispute	5	10	3.6	36.0	5	9	3.6	32.4
	Suspicious Package	0	1	3.6	3.6	0	0		0.0
	Total	60	151	3.6	543.6	64	137	3.6	493.2
	Operational2	False Alarm-Accidental Trip	0	0		0.0	4	12	1.3
False Alarm-Malfunction		0	0		0.0	2	5	1.3	6.5
False Alarm -Others		18	34	1.3	44.2	5	9	1.3	11.7
False Alarm - Cancelled		0	0		0.0	0	5	1.3	6.5
Keep the Peace		3	7	1.3	9.1	2	7	1.3	9.1
911 call / 911 hang up		4	11	1.3	14.3	16	50	1.3	65.0
911 hang up - Pocket Dial		0	0		0.0	11	19	1.3	24.7
911 call - Dropped Cell		4	12	1.3	15.6	15	21	1.3	27.3
Total		29	64	1.3	83.2	55	128	1.3	166.4
Traffic	MVC (MOTOR VEHICLE COLLISION) - Master code	0	1	3.4	3.4	2	2	3.4	6.8



Calls For Service (CFS) Billing Summary Report

Mulmur July to September - 2020

Billing Categories <i>(Billing categories below do not match traditional crime groupings)</i>		2020				2019			
		July to September	Year to Date	Time Standard	Year To Date Weighted Hours	July to September	Year to Date	Time Standard	Year To Date Weighted Hours
Traffic	MVC - Personal Injury (MOTOR VEHICLE COLLISION)	7	10	3.4	34.0	5	8	3.4	27.2
	MVC - Prop. Dam. Non Reportable	2	6	3.4	20.4	4	17	3.4	57.8
	MVC - Prop. Dam. Reportable (MOTOR VEHICLE COLLISION)	15	39	3.4	132.6	12	35	3.4	119.0
	MVC - Others (MOTOR VEHICLE COLLISION)	0	1	3.4	3.4	0	0		0.0
	Total	24	57	3.4	193.8	23	62	3.4	210.8
Total	146	336		1,209.1	155	381		1,260.7	

Note to Detachment Commanders:

- The content of each report is to be shared by the Detachment Commander only with the municipality for which it was generated. The municipality may treat this as a public document and distribute it as they wish.
- All data is sourced from the Niche RMS application. Included are 'reported' occurrences (actuals and unfounded occurrences) for 'billable' occurrences ONLY. Data is refreshed on a weekly basis.
- The Traffic category includes motor vehicle collision (MVC) occurrences entered into Niche (UCR code 8521). MVCs are NOT sourced from the eCRS application for this report.
- Only the primary violation is counted within an occurrence.
- Time standards displayed are for the 2017 billing period.

Note to Municipalities:

- Data contained within this report is dynamic in nature and numbers will change over time as the Ontario Provincial Police continues to investigate and solve crime.
- This report is NOT to be used for crime trend analysis as not all occurrences are included.
- Data groupings within this report do not match traditional crime groupings seen in other public reports such as the OPP Police Services Board reports or Statistics Canada reporting.

Updated : Monday, January 11, 2021 - Current Period : 1999/12/31

1N00 - DUFFERIN 2020 All Offence Hours of Day All Offence Days of Week **July** All Coverage Types **Traffic Charges (Big 4) - PSB Report** All Offence Act Part Types All Courts All Badges All License Plate Location All Offender Gender All Offender Age Group All Date Added All Prior Offence Date MEASURES

Offence Count as values		Speeding	Seatbelt	<i>Impaired</i>	<i>Distraacted</i>	Traffic Charges (Big 4) - PSB Report
2020 Q 1	July	0	0	0	0	0
2020 Q 2	July	0	0	0	0	0
2020 Q 3	July	228	11	4	1	244
2020 Q 4	July	0	0	0	0	0
2020		228	11	4	1	244

Updated : Monday, January 11, 2021 - Current Period : 1999/12/31

1N00 - DUFFERIN 2020 All Offence Hours of Day All Offence Days of Week July All Coverage Types CC_Provincial Statutes All Offence Act Part Types
 All Courts All Badges All License Plate Location All Offender Gender All Offender Age Group All Date Added All Prior Offence Date MEASURES

Offence Count as values		HTA	CC-Traffic (Revised)	CC-Non-Traffic (Revised)	LLA	Other	CC_Provincial Statutes
2020 Q 3	July	365	7	34	6	29	441
2020		365	7	34	6	29	441

Zero suppression rows and columns. Suppression options applied: zero values, division by zero, missing values, overflow values.

Updated : Monday, January 11, 2021 - Current Period : 1999/12/31

1N00 - DUFFERIN 2020 All Offence Hours of Day All Offence Days of Week **August** All Coverage Types **Traffic Charges (Big 4) - PSB Report** All Offence Act Part Types All Courts All Badges All License Plate Location All Offender Gender All Offender Age Group All Date Added All Prior Offence Date MEASURES

Offence Count as values		Speeding	Seatbelt	<i>Impaired</i>	<i>Distraacted</i>	Traffic Charges (Big 4) - PSB Report
2020 Q 1	August	0	0	0	0	0
2020 Q 2	August	0	0	0	0	0
2020 Q 3	August	254	14	7	2	277
2020 Q 4	August	0	0	0	0	0
2020		254	14	7	2	277

Updated : Monday, January 11, 2021 - Current Period : 1999/12/31

1N00 - DUFFERIN 2020 All Offence Hours of Day All Offence Days of Week **August** All Coverage Types **CC_Provincial Statutes** All Offence Act Part
 Types All Courts All Badges All License Plate Location All Offender Gender All Offender Age Group All Date Added All Prior Offence Date
 MEASURES

Offence Count as values		HTA	<i>CC-Traffic (Revised)</i>	<i>CC-Non-Traffic (Revised)</i>	LLA	<i>Other</i>	CC_Provincial Statutes
2020 Q 3	August	432	11	51	5	29	528
2020		432	11	51	5	29	528

Zero suppression rows and columns. Suppression options applied: zero values, division by zero, missing values, overflow values.

Updated : Monday, January 11, 2021 - Current Period : 1999/12/31

1N - DUFFERIN 2020 All Offence Hours of Day All Offence Days of Week **September** All Coverage Types **Traffic Charges (Big 4) - PSB Report** All Offence Act Part Types All Courts All Badges All License Plate Location All Offender Gender All Offender Age Group All Date Added All Prior Offence Date MEASURES

Offence Count as values		Speeding	Seatbelt	<i>Impaired</i>	<i>Distraacted</i>	Traffic Charges (Big 4) - PSB Report
2020 Q 1	September	0	0	0	0	0
2020 Q 2	September	0	0	0	0	0
2020 Q 3	September	238	6	4	3	251
2020 Q 4	September	0	0	0	0	0
2020		238	6	4	3	251

Updated : Monday, January 11, 2021 - Current Period : 1999/12/31

1N - DUFFERIN 2020 All Offence Hours of Day All Offence Days of Week **September** All Coverage Types **CC_Provincial Statutes** All Offence Act Part Types All Courts All Badges All License Plate Location All Offender Gender All Offender Age Group All Date Added All Prior Offence Date MEASURES

Offence Count as values		HTA	<i>CC-Traffic (Revised)</i>	<i>CC-Non-Traffic (Revised)</i>	LLA	<i>Other</i>	CC_Provincial Statutes
2020 Q 3	September	313	9	18	3	21	364
2020		313	9	18	3	21	364

Zero suppression rows and columns. Suppression options applied: zero values, division by zero, missing values, overflow values.

Wednesday, January 20, 2021

Traffic File Control Register

Report Period: 01-JUL-2020 thru 30-SEP-2020

Report Criteria --> Detachment Code starting with {1n00} Report Type equals {*} Incident Type equals {*}

Status	Incident	Incident	Self-Reported	Location	Jurisdiction	RdHwy Intersection	Incident Type	Primary Cause	Report Type
C	01-Jul-20	5:30	No	COUNTY ROAD 21	MULMUR TWP	County Road 18	Property Damage Only	Animal - Wild or Domestic	Motor Vehicle
C	01-Jul-20	18:03	No	COUNTY ROAD 18	MULMUR TWP	9 SIDEROAD	Non-Fatal Injury	Improper passing	Motor Vehicle
C	03-Jul-20	16:30	No	COUNTY ROAD 18	MULMUR TWP	89	Property Damage Only	Other	Motor Vehicle
C	09-Jul-20	15:08	No	89 89	MULMUR TWP	5TH LINE E	Property Damage Only	Improper lane change	Motor Vehicle
C	07-Jul-20	23:49	No	30 SIDEROAD	MULMUR TWP	MULMUR-MELANCTHON TI	Property Damage Only	Improper turn	Motor Vehicle
C	16-Jul-20	15:00	No	COUNTY ROAD 19	MULMUR TWP	17	Property Damage Only	Unknown	Motor Vehicle
C	17-Jul-20	16:03	No	COUNTY ROAD 18	MULMUR TWP	17 SIDEROAD	Non-Fatal Injury	Following too closely	Motor Vehicle
C	18-Jul-20	14:50	No	COUNTY ROAD 18	MULMUR TWP	MOUNTAINVIEW RD	Property Damage Only	Following too closely	Motor Vehicle
C	17-Jul-20	17:29	No	5 SIDEROAD	MULMUR TWP	PRINCE OF WALES RD	Non-Fatal Injury	Lost control	Motor Vehicle
C	26-Jul-20	17:59	No	COUNTY ROAD 17	MULMUR TWP		Non-Fatal Injury	Lost control	Motor Vehicle
C	28-Jul-20	14:50	No	5 SIDEROAD	MULMUR TWP	4TH LINE E	Property Damage Only	Speed -- too fast for conditions	Motor Vehicle
C	19-Jul-20	17:55	No	COUNTY ROAD 18	MULMUR TWP	21	Property Damage Only	Following too closely	Motor Vehicle
C	20-Jul-20	14:12	No	89 89	MULMUR TWP	3RD LI E	Property Damage Only	Inattentive driver	Motor Vehicle
C	26-Jul-20	12:55	No	20 SIDEROAD	MULMUR TWP	3RD LINE	Non-Fatal Injury	Lost control	Motor Vehicle
C	28-Jul-20	6:00	No	COUNTY ROAD 18	MULMUR TWP	20 SIDEROAD	Property Damage Only	Animal - Wild or Domestic	Motor Vehicle

C	10-Aug-20	10:14	No	COUNTY ROAD 21	MULMUR TWP	7TH LINE E	Non-Fatal Injury	Lost control	Motor Vehicle
C	04-Aug-20	14:54	No	89 89	MULMUR TWP	5TH LINE EHS	Property Damage Only	Speed -- too fast for conditions	Motor Vehicle
C	29-Jul-20	20:00	No	COUNTY ROAD 21	MULMUR TWP	3RD LI E	Property Damage Only	Animal - Wild or Domestic	Motor Vehicle
C	29-Aug-20	9:42	No	COUNTY ROAD 18	MULMUR TWP	5 SIDEROAD	Property Damage Only	Animal - Wild or Domestic	Motor Vehicle
C	30-Aug-20	11:21	No	COUNTY ROAD 21	MULMUR TWP	CENTRE RD	Property Damage Only	Other	Motor Vehicle
C	04-Sep-20	8:02	No	COUNTY ROAD 19	MULMUR TWP	PRINCE OF WALES RD	Property Damage Only	Failed to yield right of way	Motor Vehicle
C	21-Sep-20	13:35	No	10 10&89	MULMUR TWP	89	Non-Fatal Injury	Improper turn	Motor Vehicle
C	25-Sep-20	6:00	No	10 SIDEROAD	MULMUR TWP	2ND LI E	Property Damage Only	Animal - Wild or Domestic	Motor Vehicle
C	26-Sep-20	20:30	No	COUNTY ROAD 19	MULMUR TWP	10	Property Damage Only	Animal - Wild or Domestic	Motor Vehicle



POLICE SERVICE BOARD

JANUARY 27, 2021

Fourth Quarter

ACTION PLAN (MULMUR) October- December

R.I.D.E. HOURS 2020 (Mulmur)

2020	57
October	0
November	3
December	6

ARRESTS – IMPAIRED BY DRUGS (Mulmur)

2020	3
October	0
November	1
December	0

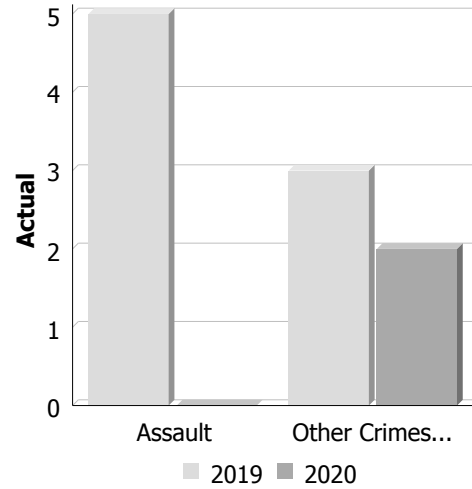
COVID-19 RELATED OCCURRENCES (Mulmur)

2020	12
October	0
November	1
December	0

**Police Services Board Report for Mulmur
Records Management System
October to December - 2020**

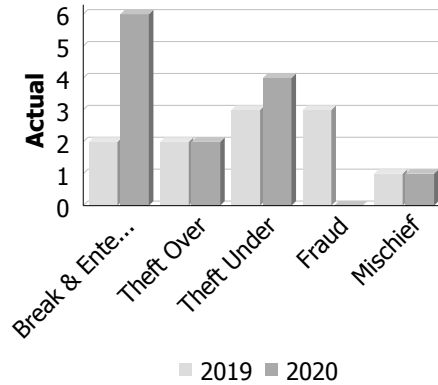
Violent Crime

Actual	October to December			Year to Date - December		
	2019	2020	% Change	2019	2020	% Change
Murder	0	0	--	0	0	--
Other Offences Causing Death	0	0	--	0	0	--
Attempted Murder	0	0	--	0	0	--
Sexual Assault	0	0	--	2	0	-100.0%
Assault	5	0	-100.0%	8	6	-25.0%
Abduction	0	0	--	0	0	--
Robbery	0	0	--	0	0	--
Other Crimes Against a Person	3	2	-33.3%	4	2	-50.0%
Total	8	2	-75.0%	14	8	-42.9%



Property Crime

Actual	October to December			Year to Date - December		
	2019	2020	% Change	2019	2020	% Change
Arson	0	0	--	0	0	--
Break & Enter	2	6	200.0%	9	10	11.1%
Theft Over	2	2	0.0%	4	6	50.0%
Theft Under	3	4	33.3%	8	10	25.0%
Have Stolen Goods	0	0	--	1	0	-100.0%
Fraud	3	0	-100.0%	6	2	-66.7%
Mischief	1	1	0.0%	2	5	150.0%
Total	11	13	18.2%	30	33	10.0%



Drug Crime

Actual	October to December			Year to Date - December		
	2019	2020	% Change	2019	2020	% Change
Possession	0	0	--	0	1	--
Trafficking	0	0	--	0	0	--
Importation and Production	0	0	--	0	0	--
Total	0	0	--	0	1	--



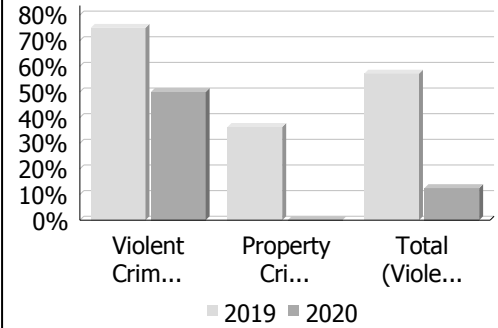
Detachment: 1N - DUFFERIN
Location code(s): 1N00 - DUFFERIN
Area code(s): 1007 - Mulmur
Data source date:
 2021/01/16

Report Generated by:
 McLagan, David

Report Generated on:
 Jan 20, 2021 3:37:21 PM
 PP-CSC-Operational Planning-4300

**Police Services Board Report for Mulmur
Records Management System
October to December - 2020**

Clearance Rate						
Clearance Rate	October to December			Year to Date - December		
	2019	2020	Difference	2019	2020	Difference
Violent Crime	75.0%	50.0%	-25.0%	64.3%	87.5%	23.2%
Property Crime	36.4%	0.0%	-36.4%	23.3%	12.1%	-11.2%
Drug Crime	--	--	--	--	0.0%	--
Total (Violent, Property & Drug)	57.1%	12.5%	-44.6%	44.0%	34.0%	-10.0%



Data contained within this report is dynamic in nature and numbers will change over time as the Ontario Provincial Police continue to investigate and solve crime.

Data Utilized

- Major Crimes
- Niche RMS All Offence Level Business Intelligence Cube

Detachment: 1N - DUFFERIN
Location code(s): 1N00 - DUFFERIN
Area code(s): 1007 - Mulmur
Data source date:
 2021/01/16

Report Generated by:
 McLagan, David

Report Generated on:
 Jan 20, 2021 3:37:21 PM
 PP-CSC-Operational Planning-4300
 38



Calls For Service (CFS) Billing Summary Report

Mulmur October to December - 2020

Billing Categories <i>(Billing categories below do not match traditional crime groupings)</i>		2020				2019			
		October to December	Year to Date	Time Standard	Year To Date Weighted Hours	October to December	Year to Date	Time Standard	Year To Date Weighted Hours
Violent Criminal Code	Sexual Assault	0	0		0.0	0	2	16.0	32.0
	Assault With Weapon or Causing Bodily Harm-Level 2	0	3	16.0	48.0	0	1	16.0	16.0
	Assault-Level 1	0	2	16.0	32.0	4	9	16.0	144.0
	Assault Peace Officer	0	1	16.0	16.0	1	1	16.0	16.0
	Criminal Harassment	0	1	16.0	16.0	2	2	16.0	32.0
	Utter Threats - Master code	1	1	16.0	16.0	0	0		0.0
	Utter Threats to Person	0	0		0.0	1	2	16.0	32.0
	Mischief - Cause Danager to Life	1	1	16.0	16.0	0	0		0.0
	Total	2	9	16.0	144.0	8	17	16.0	272.0
Property Crime Violations	Break & Enter	6	10	6.5	65.0	2	10	6.5	65.0
	Theft Over - Construction Site	0	0		0.0	1	1	6.5	6.5
	Theft Over - Other Theft	1	2	6.5	13.0	0	0		0.0
	Theft of Motor Vehicle	0	1	6.5	6.5	1	4	6.5	26.0
	Theft of - Trucks	1	2	6.5	13.0	0	0		0.0
	Theft of - All Terrain Vehicles	0	0		0.0	0	1	6.5	6.5
	Theft of - Farm Vehicles	0	1	6.5	6.5	0	0		0.0
	Theft Under -master code	0	0		0.0	1	1	6.5	6.5
	Theft under - Farm Agricultural Produce	0	1	6.5	6.5	0	0		0.0
	Theft Under - Construction Site	0	1	6.5	6.5	0	0		0.0
	Theft under - Bicycles	0	0		0.0	0	1	6.5	6.5
	Theft under - Other Theft	2	3	6.5	19.5	2	4	6.5	26.0
	Theft FROM Motor Vehicle Under \$5,000	2	3	6.5	19.5	0	1	6.5	6.5
	Theft Under \$5,000 [SHOPLIFTING]	0	2	6.5	13.0	0	1	6.5	6.5
	Possession of Stolen Goods over \$5,000	0	0		0.0	0	1	6.5	6.5
	Fraud - Steal/Forge/Poss./ Use Credit Card	0	0		0.0	0	1	6.5	6.5



Calls For Service (CFS) Billing Summary Report

Mulmur October to December - 2020

Billing Categories <i>(Billing categories below do not match traditional crime groupings)</i>		2020				2019			
		October to December	Year to Date	Time Standard	Year To Date Weighted Hours	October to December	Year to Date	Time Standard	Year To Date Weighted Hours
Property Crime Violations	Fraud - Fraud through mails	0	0		0.0	1	1	6.5	6.5
	Fraud -Money/property/security > \$5,000	0	1	6.5	6.5	0	0		0.0
	Fraud -Money/property/security <= \$5,000	0	0		0.0	1	2	6.5	13.0
	Fraud - Other	0	2	6.5	13.0	1	3	6.5	19.5
	Mischief - master code	1	3	6.5	19.5	1	2	6.5	13.0
	Property Damage	1	2	6.5	13.0	0	0		0.0
	Total	14	34	6.5	221.0	11	34	6.5	221.0
Other Criminal Code Violations (Excluding traffic)	Offensive Weapons-Other Weapons Offences	0	1	7.8	7.8	0	0		0.0
	Bail Violations - Fail To Comply	1	2	7.8	15.6	1	2	7.8	15.6
	Disturb the Peace	0	1	7.8	7.8	0	0		0.0
	Child Pornography - Making or distributing	0	1	7.8	7.8	0	0		0.0
	Breach of Probation	0	0		0.0	0	3	7.8	23.4
	Possession of Burglary Tools	0	0		0.0	0	1	7.8	7.8
	Total	1	5	7.8	39.0	1	6	7.8	46.8
Drug Possession	Possession - Methamphetamine (Crystal Meth)	0	1	6.5	6.5	0	0		0.0
	Total	0	1	6.5	6.5	0	0		0.0
Statutes & Acts	Landlord/Tenant	2	10	3.4	34.0	0	6	3.4	20.4
	Mental Health Act	0	6	3.4	20.4	0	1	3.4	3.4
	Mental Health Act û Threat of Suicide	1	2	3.4	6.8	2	4	3.4	13.6
	Mental Health Act - Voluntary Transport	0	1	3.4	3.4	0	1	3.4	3.4
	Mental Health Act - Placed on Form	1	5	3.4	17.0	1	5	3.4	17.0
	Trespass To Property Act	7	19	3.4	64.6	1	4	3.4	13.6
	Total	11	43	3.4	146.2	4	21	3.4	71.4
Operational	Animal -Master code	0	0		0.0	0	2	3.6	7.2
	Animal - Left in Vehicle	0	1	3.6	3.6	0	0		0.0
	Animal Bite	0	0		0.0	0	2	3.6	7.2
	Animal Stray	3	4	3.6	14.4	1	5	3.6	18.0



Calls For Service (CFS) Billing Summary Report

Mulmur October to December - 2020

Billing Categories <i>(Billing categories below do not match traditional crime groupings)</i>		2020				2019			
		October to December	Year to Date	Time Standard	Year To Date Weighted Hours	October to December	Year to Date	Time Standard	Year To Date Weighted Hours
Operational	Animal Injured	0	1	3.6	3.6	1	6	3.6	21.6
	Animal - Other	0	0		0.0	0	3	3.6	10.8
	Animal - Dog Owners Liability Act	0	3	3.6	10.8	0	2	3.6	7.2
	Alarm -Master code	0	0		0.0	0	7	3.6	25.2
	Alarm -Others	0	0		0.0	0	4	3.6	14.4
	Domestic Disturbance	6	19	3.6	68.4	2	13	3.6	46.8
	Suspicious Person	1	15	3.6	54.0	3	11	3.6	39.6
	Phone -Master code	0	0		0.0	0	1	3.6	3.6
	Phone -Nuisance - No Charges Laid	0	1	3.6	3.6	0	0		0.0
	Phone -Other - No Charges Laid	0	0		0.0	0	1	3.6	3.6
	Text- related Incident (Texting)	0	1	3.6	3.6	0	0		0.0
	False Fire Alarm - Vehicle	0	0		0.0	0	1	3.6	3.6
	Fire - Building	3	5	3.6	18.0	1	3	3.6	10.8
	Fire - Vehicle	1	1	3.6	3.6	0	0		0.0
	Fire - Other	0	3	3.6	10.8	0	0		0.0
	Insecure Condition - Master code	0	1	3.6	3.6	0	0		0.0
	Missing Person - Master code	0	1	3.6	3.6	0	0		0.0
	Missing Person 12 & older	0	1	3.6	3.6	1	2	3.6	7.2
	Missing Person Located Under 12	0	0		0.0	0	1	3.6	3.6
	Missing Person Located 12 & older	2	3	3.6	10.8	0	5	3.6	18.0
	Noise Complaint - Master code	3	13	3.6	46.8	1	2	3.6	7.2
	Noise Complaint - Residence	0	1	3.6	3.6	0	2	3.6	7.2
	Noise Complaint - Others	1	2	3.6	7.2	0	1	3.6	3.6
	Accident - non-MVC -Master code	0	1	3.6	3.6	0	0		0.0
Found Property - Master code	1	6	3.6	21.6	1	1	3.6	3.6	
Found-Personal Accessories	0	1	3.6	3.6	0	0		0.0	
Found-Sporting Goods, Hobby Equip.	0	0		0.0	0	1	3.6	3.6	



Calls For Service (CFS) Billing Summary Report

Mulmur October to December - 2020

Billing Categories <i>(Billing categories below do not match traditional crime groupings)</i>		2020				2019			
		October to December	Year to Date	Time Standard	Year To Date Weighted Hours	October to December	Year to Date	Time Standard	Year To Date Weighted Hours
Operational	Lost Property - Master code	1	1	3.6	3.6	0	1	3.6	3.6
	Lost-Sporting Goods, Hobby Equip.	0	0		0.0	0	1	3.6	3.6
	Sudden Death - Suicide	0	2	3.6	7.2	0	2	3.6	7.2
	Sudden Death - Natural Causes	0	1	3.6	3.6	0	6	3.6	21.6
	Sudden Death - Others	0	1	3.6	3.6	0	0		0.0
	Suspicious Vehicle	5	20	3.6	72.0	3	14	3.6	50.4
	Trouble with Youth	0	2	3.6	7.2	0	3	3.6	10.8
	Medical Assistance - Other	0	0		0.0	1	2	3.6	7.2
	Vehicle Recovered - Master code	0	0		0.0	0	1	3.6	3.6
	Vehicle Recovered - Trucks	1	1	3.6	3.6	1	1	3.6	3.6
	Vehicle Recovered - Farm Vehicles	0	1	3.6	3.6	0	0		0.0
	Vehicle Recovered - Other	0	1	3.6	3.6	0	0		0.0
	Unwanted Persons	3	5	3.6	18.0	1	4	3.6	14.4
	Neighbour Dispute	0	8	3.6	28.8	1	5	3.6	18.0
	By-Law -Master code	0	0		0.0	0	1	3.6	3.6
	Dogs By-Law	0	0		0.0	0	1	3.6	3.6
	Other Municipal By-Laws	0	4	3.6	14.4	1	2	3.6	7.2
	Fireworks By-Law	0	1	3.6	3.6	0	0		0.0
	Assist Fire Department	0	2	3.6	7.2	0	0		0.0
	Assist Public	13	48	3.6	172.8	6	33	3.6	118.8
	Distressed/Overdue Motorist	0	2	3.6	7.2	0	0		0.0
Family Dispute	4	14	3.6	50.4	2	11	3.6	39.6	
Suspicious Package	0	1	3.6	3.6	0	0		0.0	
Total	48	199	3.6	716.4	27	164	3.6	590.4	
Operational2	False Alarm-Accidental Trip	0	0		0.0	0	12	1.3	15.6
	False Alarm-Malfunction	0	0		0.0	0	5	1.3	6.5
	False Alarm -Others	23	57	1.3	74.1	17	26	1.3	33.8
	False Alarm - Cancelled	0	0		0.0	0	5	1.3	6.5
	Keep the Peace	2	9	1.3	11.7	5	12	1.3	15.6



Calls For Service (CFS) Billing Summary Report

Mulmur October to December - 2020

Billing Categories <i>(Billing categories below do not match traditional crime groupings)</i>		2020				2019			
		October to December	Year to Date	Time Standard	Year To Date Weighted Hours	October to December	Year to Date	Time Standard	Year To Date Weighted Hours
Operational2	911 call / 911 hang up	1	12	1.3	15.6	3	53	1.3	68.9
	911 hang up - Pocket Dial	0	0		0.0	7	26	1.3	33.8
	911 call - Dropped Cell	2	14	1.3	18.2	15	36	1.3	46.8
	Total	28	92	1.3	119.6	47	175	1.3	227.5
Traffic	MVC (MOTOR VEHICLE COLLISION) -Master code	1	2	3.4	6.8	0	2	3.4	6.8
	MVC - Personal Injury (MOTOR VEHICLE COLLISION)	4	14	3.4	47.6	4	12	3.4	40.8
	MVC - Prop. Dam. Non Reportable	6	12	3.4	40.8	3	20	3.4	68.0
	MVC - Prop. Dam. Reportable (MOTOR VEHICLE COLLISION)	19	58	3.4	197.2	29	64	3.4	217.6
	MVC - Fatal (MOTOR VEHICLE COLLISION)	0	0		0.0	1	1	3.4	3.4
	MVC - Others (MOTOR VEHICLE COLLISION)	0	1	3.4	3.4	1	1	3.4	3.4
	Total	30	87	3.4	295.8	38	100	3.4	340.0
Total	134	470		1,688.5	136	517		1,769.1	

Note to Detachment Commanders:

- The content of each report is to be shared by the Detachment Commander only with the municipality for which it was generated. The municipality may treat this as a public document and distribute it as they wish.
- All data is sourced from the Niche RMS application. Included are 'reported' occurrences (actuals and unfounded occurrences) for 'billable' occurrences ONLY. Data is refreshed on a weekly basis.
- The Traffic category includes motor vehicle collision (MVC) occurrences entered into Niche (UCR code 8521). MVCs are NOT sourced from the eCRS application for this report.
- Only the primary violation is counted within an occurrence.
- Time standards displayed are for the 2017 billing period.

Note to Municipalities:

- Data contained within this report is dynamic in nature and numbers will change over time as the Ontario Provincial Police continues to investigate and solve crime.
- This report is NOT to be used for crime trend analysis as not all occurrences are included.
- Data groupings within this report do not match traditional crime groupings seen in other public reports such as the OPP Police Services Board reports or Statistics Canada reporting.

Updated : Monday, January 11, 2021 - Current Period : 1999/12/31

1N00 - DUFFERIN 2020 All Offence Hours of Day All Offence Days of Week **October** All Coverage Types **Traffic Charges (Big 4) - PSB Report** All Offence Act Part Types All Courts All Badges All License Plate Location All Offender Gender All Offender Age Group All Date Added All Prior Offence Date MEASURES

Offence Count as values		Speeding	Seatbelt	<i>Impaired</i>	<i>Distraacted</i>	Traffic Charges (Big 4) - PSB Report
2020 Q 1	October	0	0	0	0	0
2020 Q 2	October	0	0	0	0	0
2020 Q 3	October	0	0	0	0	0
2020 Q 4	October	196	11	16	1	224
2020		196	11	16	1	224

Updated : Monday, January 11, 2021 - Current Period : 1999/12/31

1N00 - DUFFERIN 2020 All Offence Hours of Day All Offence Days of Week **October** All Coverage Types **CC_Provincial Statutes** All Offence Act Part
 Types All Courts All Badges All License Plate Location All Offender Gender All Offender Age Group All Date Added All Prior Offence Date
 MEASURES

Offence Count as values		HTA	<i>CC-Traffic (Revised)</i>	<i>CC-Non-Traffic (Revised)</i>	LLA	<i>Other</i>	CC_Provincial Statutes
2020 Q 4	October	320	36	76	4	42	478
2020		320	36	76	4	42	478

Zero suppression rows and columns. Suppression options applied: zero values, division by zero, missing values, overflow values.

Updated : Monday, January 11, 2021 - Current Period : 1999/12/31

1N00 - DUFFERIN 2020 All Offence Hours of Day All Offence Days of Week **November** All Coverage Types **Traffic Charges (Big 4) - PSB Report** All Offence Act Part Types All Courts All Badges All License Plate Location All Offender Gender All Offender Age Group All Date Added All Prior Offence Date MEASURES

Offence Count as values		Speeding	Seatbelt	<i>Impaired</i>	<i>Distraacted</i>	Traffic Charges (Big 4) - PSB Report
2020 Q 1	November	0	0	0	0	0
2020 Q 2	November	0	0	0	0	0
2020 Q 3	November	0	0	0	0	0
2020 Q 4	November	275	5	14	3	297
2020		275	5	14	3	297

Updated : Monday, January 11, 2021 - Current Period : 1999/12/31

1N00 - DUFFERIN 2020 All Offence Hours of Day All Offence Days of Week **November** All Coverage Types
CC_Provincial Statutes All Offence Act Part Types All Courts All Badges All License Plate Location All Offender
 Gender All Offender Age Group All Date Added All Prior Offence Date MEASURES

Offence Count as values		HTA	<i>CC-Traffic (Revised)</i>	<i>CC-Non-Traffic (Revised)</i>	LLA	<i>Other</i>	CC_Provincial Statutes
2020 Q 4	November	387	22	55	3	35	502
2020		387	22	55	3	35	502

Zero suppression rows and columns. Suppression options applied: zero values, division by zero, missing values, overflow values.

Updated : Monday, January 11, 2021 - Current Period : 1999/12/31

1N00 - DUFFERIN 2020 All Offence Hours of Day All Offence Days of Week December All Coverage Types Traffic Charges (Big 4) - PSB Report All Offence Act Part Types All Courts All Badges All License Plate Location All Offender Gender All Offender Age Group All Date Added All Prior Offence Date MEASURES

Offence Count as values		Speeding	Seatbelt	Impaired	Distraacted	Traffic Charges (Big 4) - PSB Report
2020 Q 1	December	0	0	0	0	0
2020 Q 2	December	0	0	0	0	0
2020 Q 3	December	0	0	0	0	0
2020 Q 4	December	237	5	2	0	244
2020		237	5	2	0	244

Updated : Monday, January 11, 2021 - Current Period : 1999/12/31

1N00 - DUFFERIN 2020 All Offence Hours of Day All Offence Days of Week **December** All Coverage Types **CC_Provincial Statutes** All Offence Act Part Types All Courts All Badges All License Plate Location All Offender Gender All Offender Age Group All Date Added All Prior Offence Date MEASURES

Offence Count as values		HTA	<i>CC-Traffic (Revised)</i>	<i>CC-Non-Traffic (Revised)</i>	LLA	<i>Other</i>	CC_Provincial Statutes
2020 Q 4	December	288	4	13	7	25	337
2020		288	4	13	7	25	337

Zero suppression rows and columns. Suppression options applied: zero values, division by zero, missing values, overflow values.

Wednesday, January 20, 2021

Traffic File Control Register

Report Period: 01-OCT-2020 thru 31-DEC-2020

Report Criteria --> Detachment Code starting with {1n00} Report Type equals {*} Incident Type equals {*}

Status	Incident	Incident	Self-Reported	Location	Jurisdiction	RdHwy Intersection	Incident Type	Primary Cause	Report Type
C	03-Oct-20	4:00	No	PRINCE OF WALES	MULMUR TWP	RIVER RD	Property Damage Only	Driver fatigue	Motor Vehicle
C	02-Oct-20	11:50	No	COUNTY ROAD 21	MULMUR TWP	2ND LINE W	Property Damage Only	Disobeyed traffic control	Motor Vehicle
C	16-Oct-20	20:13	No	89 89	MULMUR TWP	3RD LI E	Non-Fatal Injury	Failed to yield right of way	Motor Vehicle
C	18-Oct-20	20:05	No	COUNTY ROAD 19	MULMUR TWP	5 SIDEROAD	Property Damage Only	Speed -- too fast for conditions	Motor Vehicle
C	11-Oct-20	12:10	No	3RD LINE	MULMUR TWP	89	Property Damage Only	Lost control	Motor Vehicle
I	25-Oct-20	18:45	No	10 89	MULMUR TWP	10	Non-Fatal Injury	Improper turn	Motor Vehicle
C	30-Oct-20	13:40	No	COUNTY ROAD 19	MULMUR TWP	5 SIDEROAD	Property Damage Only	Speed -- too fast for conditions	Motor Vehicle
C	30-Oct-20	7:50	No	10 10&89	MULMUR TWP	2ND LINE W	Property Damage Only	Animal - Wild or Domestic	Motor Vehicle
C	01-Nov-20	15:31	No	COUNTY ROAD 21	MULMUR TWP	MULMUR-TOSORONTIO TI	Property Damage Only	Failed to yield right of way	Motor Vehicle
C	02-Nov-20	6:30	No	COUNTY ROAD 19	MULMUR TWP	10&89	Property Damage Only	Other	Motor Vehicle

C	04-Nov-20	12:20	No	COUNTY ROAD 18	MULMUR TWP	20 SIDEROAD	Property Damage Only	Following too closely	Motor Vehicle
C	01-Nov-20	21:41	No	10 10&89	MULMUR TWP	89	Property Damage Only	Lost control	Motor Vehicle
C	06-Nov-20	8:27	No	COUNTY ROAD 21	MULMUR TWP	1ST LINE E	Property Damage Only	Unknown	Motor Vehicle
C	05-Nov-20	15:15	No	RIVER	MULMUR TWP	MULMUR-MELANCTHON TI	Non-Fatal Injury	Lost control	Motor Vehicle
C	14-Oct-20	12:24	No	RIVER	MULMUR TWP	15 SIDEROAD	Non-Fatal Injury	Lost control	Motor Vehicle
C	10-Nov-20	20:26	No	89 89	MULMUR TWP	1ST LINE E	Property Damage Only	Animal - Wild or Domestic	Motor Vehicle
C	12-Nov-20	13:40	No	89 89	MULMUR TWP	4TH LINE EHS	Property Damage Only	Inattentive driver	Motor Vehicle
C	09-Nov-20	15:49	No	10 SIDEROAD	MULMUR TWP	1ST LINE E	Non-Fatal Injury	Lost control	Motor Vehicle
C	12-Nov-20	4:42	No	COUNTY ROAD 18	MULMUR TWP	MULMUR-NOTTAWASAGA	Property Damage Only	Animal - Wild or Domestic	Motor Vehicle
C	22-Nov-20	16:20	No	15 SIDEROAD	MULMUR TWP	VALLEY VIEW CL	Property Damage Only	Ability Impaired â€Alcohol	Motor Vehicle
C	23-Nov-20	4:00	No	COUNTY ROAD 18	MULMUR TWP	9 SIDEROAD	Property Damage Only	Animal - Wild or Domestic	Motor Vehicle
C	22-Nov-20	17:17	No	COUNTY ROAD 21	MULMUR TWP	CENTRE RD	Property Damage Only	Speed -- too fast for conditions	Motor Vehicle
C	27-Nov-20	17:20	No	COUNTY ROAD 18	MULMUR TWP	21	Property Damage Only	Animal - Wild or Domestic	Motor Vehicle
C	23-Nov-20	20:36	No	89 89	MULMUR TWP	AIRPORT RD	Property Damage Only	Lost control	Motor Vehicle
C	01-Dec-20	10:01	No	89 89	MULMUR TWP	1ST LINE E	Non-Fatal Injury	Speed -- too fast for conditions	Motor Vehicle
C	02-Dec-20	20:50	No	89 89	MULMUR TWP	HURONTARIO ST	Property Damage Only	Animal - Wild or Domestic	Motor Vehicle
C	04-Nov-20	21:06	No	10 SIDEROAD	MULMUR TWP	1ST LINE E	Property Damage Only	Animal - Wild or Domestic	Motor Vehicle

C	13-Dec-20	10:24	No	10 10&89	MULMUR TWP	89	Property Damage Only	Inattentive driver	Motor Vehicle
C	10-Dec-20	20:00	No	4TH LINE	MULMUR TWP	4TH LINE E	Property Damage Only	Other	Motor Vehicle
C	25-Dec-20	18:35	No	PRINCE OF WALES	MULMUR TWP	RIVER RD	Non-Fatal Injury	Lost control	Motor Vehicle
C	25-Dec-20	20:15	No	1ST LINE	MULMUR TWP	20 SIDEROAD	Property Damage Only	Other	Motor Vehicle
C	25-Dec-20	18:54	No	1ST LINE	MULMUR TWP	20 SIDE ROAD	Non-Fatal Injury	Lost control	Motor Vehicle
C	26-Dec-20	18:30	No	1ST LINE	MULMUR TWP	20 SIDEROAD	Property Damage Only	Lost control	Motor Vehicle
C	27-Dec-20	15:45	No	20 SIDEROAD	MULMUR TWP	PRINCE OF WALES RD	Property Damage Only	Speed -- excessive	Motor Vehicle
C	27-Dec-20	13:13	No	20 SIDEROAD	MULMUR TWP	AIRPORT ROAD	Property Damage Only	Speed -- too fast for conditions	Motor Vehicle
C	17-Dec-20	13:30	No	COUNTY ROAD 18	MULMUR TWP	PINE RIVER CR	Property Damage Only	Following too closely	Motor Vehicle
C	27-Dec-20	14:56	No	20 SIDEROAD	MULMUR TWP	CENTRE RD	Property Damage Only	Lost control	Motor Vehicle

From: Tracey Atkinson

Date: October 22, 2020 at 10:40:00 AM EDT

Subject: Black Cat

Hi Mulmur Police Service Board,

I had an opportunity to speak with John about the speeding signs. The only thing that was taken was a battery from the speed sign and it was replaced within a couple of weeks. This happened the first year that we had it.

The black cat equipment is just a different model then the one that we have. (Traffic counter)
I have been dealing with North Line for several years. They were located in Huntsville but now are in Port Perry.

There may be different models offering additional features.

We will add this to the next meeting for additional discussion on the topic.

Kind regards,

Tracey Atkinson, Dipl.M.M. BES MCIP RPP | C.A.O. Planner

Township of Mulmur | 758070 2nd Line East | Mulmur, Ontario L9V 0G8

Phone 705-466-3341 ext. 222 | Fax 705-466-2922 | tatkinson@mulmur.ca

From: Ontario News
Date: January 21, 2021 at 11:28:21 AM EST
To: Tracey Atkinson <tatkinson@mulmur.ca>
Subject: Ontario Strengthening the Fight Against Crime



News Release

Ontario Strengthening the Fight Against Crime

January 21, 2021

Investment will provide more police services with additional tools to keep communities safe

TORONTO — The Ontario government is providing police services across the province with additional tools and resources to combat crime and keep communities safe by investing approximately \$2.8 million over two years through [the Community Safety and Policing Grant \(CSP\) program](#). [Sixteen police services will receive funding for projects](#) that combat gun and gang violence, sexual violence and harassment, as well as human trafficking — three areas identified as provincial priorities.

"Gun and gang violence and other serious crimes are not limited to large urban centres. Smaller and rural communities across the province are also impacted," said Solicitor General Sylvia Jones. "That is why our government continues to provide police services with the tools and resources they need to fight and prevent crime and hold criminals accountable."

Initiatives receiving funding under the provincial priorities stream of the CSP grant program this year include:

- Education and awareness campaigns targeting the public and youth about gun and gang violence, substance abuse, and human trafficking;

- Enhanced training for police officers so they are better equipped to handle sexual violence and harassment investigations, identify signs of human trafficking and interact with victims of human trafficking;
- Crime prevention initiatives for at-risk youth and other vulnerable groups;
- Specialized units that provide a comprehensive, survivor-centered approach to address human trafficking;
- Support services for survivors of sexual violence and harassment;
- Intelligence gathering and sharing, which could include surveillance of organized crime, covert operations, and social media monitoring of gang activity;
- Intervention and diversion strategies focused on youth and young adults who are at risk of entering gangs, as well as exit strategies for victims of human trafficking; and
- Equipment purchases that support policing operations and activities such as enhanced software/technology and/or new vehicles.

This investment is in addition to the \$195 million the province is already providing through the local and provincial priorities funding streams of the CSP grant program over three years. It also builds on the province's \$112 million [Guns, Gangs and Violence Reduction Strategy](#) as well as its [new comprehensive strategy to combat human trafficking](#).

QUICK FACTS

- This investment will be allocated over a two-year period, from 2020-21 to 2021-22.
- Funding will cover a maximum of \$200,000 per project.
- Police services will be required to report annually on the outcomes of their initiatives.

ADDITIONAL RESOURCES

- [Solicitor General's video statement on the CSP grant](#)
- [Successful 2020-21 – 2021-22 CSP grant recipients and project descriptions](#)
- [Ontario's Guns, Gangs and Violence Reduction Strategy](#)
- [Successful 2019-20 – 2021-22 CSP grant recipients and project descriptions](#)

- [Investing in Community Safety Across the Province](#)

CONTACTS

Stephen Warner

Solicitor General's Office

stephen.warner@ontario.ca

Brent Ross

Ministry of the Solicitor General

brent.ross@ontario.ca


Ministry of the Solicitor General

<http://www.ontario.ca/mcscs>

[Questions about your subscription? Contact us.](#)

[Edit your subscription preferences.](#)

[Unsubscribe from News on Demand.](#)



[Follow Us On Twitter.](#)

[Visit the Newsroom.](#)

[Disponible en français.](#)

[© Queen's Printer for Ontario, 2008 - 2021](#)

99 Wellesley Street West 4th floor, Room 4620 Toronto ON M7A 1A1