



AGENDA
MANSFIELD PARKS ADVISORY COMMITTEE
March 28, 2022 7:00 PM

This meeting may be attended in person or electronically.

To connect by phone, please dial any of the following numbers and use the meeting ID provided below.

+1 647 374 4685 Canada

+1 647 558 0588 Canada

To connect to video follow the link below and use the meeting ID provided below.

<https://us02web.zoom.us/j/84829988171>

Meeting ID: 848 2998 8171

1. CALL TO ORDER

2. APPROVAL OF THE AGENDA

Recommendation: THAT the Agenda for March 28, 2022 be approved.

3. MINUTES OF THE PREVIOUS MEETING

Recommendation: THAT the Minutes of February 28, 2022 be approved.

4. DISCLOSURE OF PECUNIARY INTERESTS

5. ADMINISTRATION

5.1 Mansfield Community Park

- User Fee Report
- 2022 Wage Budget (verbal update)
- Pitching Mound Quotes
- Cycling Station Installation

5.2 Thomson Trail Park

- Mansfield Community Ice Rink (verbal update)
- Cycling Station Installation

5.4 Maes Crescent Park - NONE

6. INFORMATION ITEMS

6.1 Council Motion: User Fees

7. ITEMS FOR FUTURE MEETINGS

8. **ADJOURNMENT**

Recommendation: THAT the we do now adjourn at ____ pm to meet again on Monday September 26, 2022 at 7:00pm, or at the call of the Chair.



MINUTES
MANSFIELD PARKS ADVISORY COMMITTEE
February 28, 2022

Present: Paul Greer
Earl Hawkins
Mandy Little
Emerson Pendleton
Roseann Knechtel – Secretary

Absent: Zolton Potovszky

1. CALL TO ORDER

The Secretary called the meeting to order at 7:02 p.m.

2. APPROVAL OF THE AGENDA

Moved by Pendleton and Seconded by Greer

THAT the agenda be approved.

CARRIED.

3. PREVIOUS MEETINGS MINUTES

Moved by Pendleton and Seconded by Greer

THAT the minutes of September 27, 2021 be approved.

CARRIED.

4. DISCLOSURE OF PECUNIARY INTERESTS - NONE

5. ADMINISTRATION

5.1 Mansfield Community Park

2021 Inspection Results

Members reviewed the inspection results and were in favour of the Public Works Department completing in-house maintenance to address the concerns raised in the inspection reports.

2022 Budget

Members received the 2022 Council approved budget and questioned why the budget line for wages had decreased. Members would like to ensure sanitation and upkeep of the washrooms will be improved.

Direction was given to the Secretary to confirm the wage budget.

2022 User Fees

The Secretary advised the Committee of the intention to raise user fees by \$1 per hour for 2022. Members questioned the motivation behind raising the fees, as the increase in revenue was minimal.

Member Little confirmed that any increase in cost for Minor Baseball would be borne by the registered families.

Direction was given to the Secretary to obtain a projected increase of costs for each league.

Members discussed the importance of recreation for children and the impacts the rising cost of living is having on families. The Committee would like to ensure that inflation does not impact children's ability to participate in sport.

Moved by Little and Seconded by Greer

WHEREAS families have experienced a rise in the costs of many necessities that have made it difficult to attain economic security;

AND WHEREAS recreation is important for socialization and social-emotional maturity into health adulthood;

THEREFORE the Committee request an increase of \$2 for the Adult's Men league;

AND THAT the Minor Baseball rates remain unchanged.

CARRIED.

Maintenance Requirements

Members discussed the need for a new pitching mound and agreed greater discussion with Public Works is required prior to the maintenance being completed.

Walking path locations were discussed. Direction was given to move forward with upgrading the walking path recommended by Public Works.

5.2 Thomson Trail Park

Maintenance Requirements

Members expressed the desire to maintain the limestone path at Thomson Trail and recommend maintenance to address encroaching weeds.

Upgrades

The Secretary advised the Committee that Council approved the purchase of a swing set for the Park as part of the 2022 Budget.

Discussion ensued surrounding future betterments including the potential for development of a pavilion at the Thomas Trail or Maes Crescent parks.

Members discussed the development of the Community Ice Rink and recommended the purchase of two 36" aluminum shovels. The Secretary advised the Committee that a meeting with the Ice Rink Community Volunteers will be scheduled to discuss improvements for the 2022-2023 ice season, including the adjustment of hockey times. The Committee expressed a desire to be more involved in discussions moving forward surrounding rink times.

Direction was given to the Secretary to advise the Committee of the time and date for the Community Ice Rink Meeting.

5.3 Maes Cres Park

Maintenance Requirements

Members discussed tree maintenance in the park and requested that staff ensure any dangerous trees are addressed in 2022.

6. INFORMATION ITEMS

- 6.1 2022 Budget vs 2021 Actuals**
- 6.2 Recreational Survey Results**
- 6.3 NDCC Motion**
- 6.4 Staff Report and Council Motions**

7. ITEMS FOR FUTURE MEETINGS

8. ADJOURNMENT

Members discussed adjusting the meeting schedule to have a more consistent flow of communication, and greater opportunity to provide recommendations.

Moved by Hawkins and Seconded by Greer

THAT the Committee adjourns the meeting at 8:46 p.m. to meet again on March 28, 2022 at 7 p.m., or at the call of the Chair.

CARRIED.



STAFF REPORT

TO: Mansfield Parks Committee
FROM: Roseann Knechtel, Deputy Clerk
MEETING DATE: March 28, 2022
SUBJECT: User Fee Analysis

PURPOSE:

The purpose of this report is to provide the Committee with projected costs for the 2022 season.

BACKGROUND:

At the Mansfield Parks Committee meeting held on February 28, 2022 the Secretary advised the Committee of a proposed rate increase of \$1 per hour for the Men's and Minor Ball Leagues.

The Committee passed the following motion and gave direction to the Secretary to obtain a projected increase of costs.

Moved by Little and Seconded by Greer

WHEREAS families have experienced a rise in the costs of many necessities that have made it difficult to attain economic security;

AND WHEREAS recreation is important for socialization and social-emotional maturity into health adulthood;

THEREFORE the Committee request an increase of \$2 for the Adult's Men league;

AND THAT the Minor Baseball rates remain unchanged.

CARRIED.

ANALYSIS:

At the regular Council meeting on March 2, 2022 staff advised Council of the request made by the committee to maintain minor ball rates and increase the rates of the Men's league by \$2 per hour. Council received the request by the Committee and passed the following motion.

Moved by Hawkins and Seconded by Cufaro

WHEREAS Council received the request from the Mansfield Parks Committee to increase Adult Men’s League by \$2 per hour with Minor Baseball rates remaining unchanged;

NOW THEREFORE Council direct staff to amend the Schedule of Fees to address the request of the Mansfield Parks Committee and increase the Adult Men’s League by \$2 per hour.

CARRIED.

The following chart provides a historical look at the fees and total amounts paid by each league.

YEAR	MEN’S RATE	TOTAL PAID	MINOR BALL RATE	TOTAL PAID
2015	\$45 per player	\$954.85	\$25 per player	\$2316.50
2016	\$10/hr	\$508.50	\$7/hr	\$2796.75
2017	\$10/hr	\$655.40	\$7/hr	\$2719.92
2018	\$10/hr	\$632.80	\$7/hr	\$2292.26
2019	\$10/hr	\$678	\$7/hr	\$2024.96
2020	\$11/hr	\$198.88	\$8/hr	\$207.92
2021	\$11/hr	\$447.48	\$8/hr	\$1496.12

As directed by the Committee a projected cost analysis is provided below based on the hours rented in 2019.

ADULT MEN’S LEAGUE

YEAR	# OF HOURS	NEW RATE (\$13/hr)
2019	62	\$806

STRATEGIC PLAN ALIGNMENT:

1. Growing a Prosperous Mulmur: Responsibly managing the fiscal resources of Mulmur and providing opportunities for success.

3. Growing a Supportive Mulmur: Providing local services to support the needs of Mulmur residents and businesses.

RECOMMENDATION:

THAT the Mansfield Parks Committee receive the report of Roseann Knechtel, Deputy Clerk, User Fee Analysis.

Respectfully submitted,

Roseann Knechtel

Roseann Knechtel, Deputy Clerk



STAFF REPORT

TO: Mansfield Parks Committee
FROM: John Willmetts, Director of Public Works
MEETING DATE: March 28, 2022
SUBJECT: Pitching Mound Repairs

PURPOSE:

To inform the Committee of options and pricing for repairs requested to the pitching mound.

BACKGROUND:

Over the past several years, the pitching mound has had minor repairs / maintenance performed on it. Locally sourced materials (from roadsides) has always been used. I.E. Red clay.
Good quality clay has become more difficult to obtain this way.

After researching sources for this type of material I contacted Mar-Co Clay.

They proposed 2 options.

OPTION # 1

Complete mound surface rehabilitation.
Materials required from them.
1 – REDIKIT
\$500.00 plus tax and shipping

REDIKIT consist of 26 bags of RediMound
24 bags of RediBricks (8 brick per bag) = 192

OPTION # 2

Repairing the mount using the same method as used in the past.
Materials required from them.
54 x 18 kg sealed bags of REDIMOUND
\$300.00 plus tax and shipping
This amount would leave a supply on hand for ongoing repairs as required.

FINANCIAL IMPACTS:

The cost of the materials is accounted for in the 2022 budget.

RECOMMENDATION:

THAT the Committee receive this report for information.

Respectfully submitted,

John Willmetts

John Willmetts,
Director of Public Works

Attached

- 1) – Instruction for using Redikit
- 2) – Price list of Materials

INSTRUCTIONS FOR USING THE REDIKIT TO REPAIR A PITCHING MOUND

1. LAYOUT & SITE PREP

- Measure and mark out the plateau & landing area. (see diagram A)
- Establish your finish grades. (see diagram B)
- Using a pick axe and shovel, dig out the marked area 3 1/2" below finished grade. Lightly rake it and apply water. No puddles.

2. INSTALLATION OF THE MATERIALS

A. Prepare base of excavation area for the RediBricks

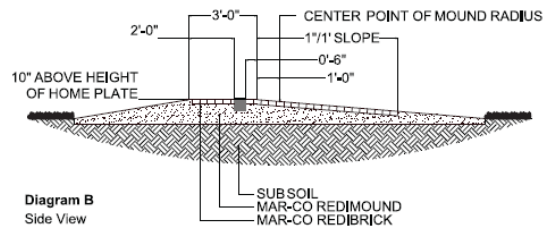
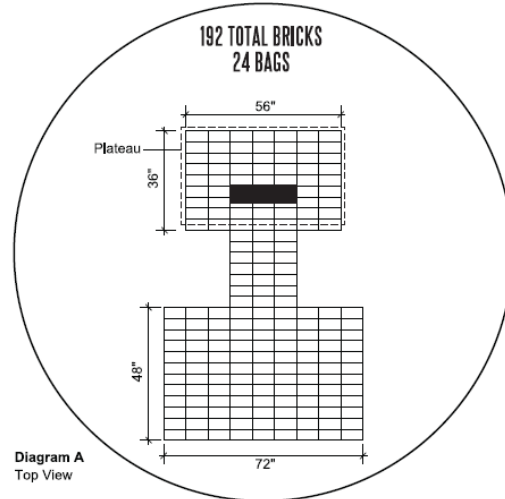
- Spread out a 1" layer (approx. 15 bags) of moisturized RediMound clay over the excavated area.
- Tamp well.
- Add RediMound as needed and tamp again to create a smooth level surface that is 2 1/2" lower than the finish elevation.
- Apply water to provide a bond to the brick you are about to install.

B. Installing the RediBricks

- Begin at the pitching rubber and place a row of RediBricks the full width of the excavated area. (see diagram A)
- Lay in the next lines of RediBricks as snug and straight as possible, then continue to lay the bricks row by row making sure the bricks are placed tightly one to the next.
- Complete the plateau area first, then the landing area. (see diagram A & B for pattern and slope)
- When all the bricks have been placed, backfill the edges of the excavated areas with material that you had dug earlier and tamp the edges very hard to hold in the outside brick.
- Spread a light layer of RediMound clay (approx. 5 bags) and brush it into any cracks in the brick pattern.
- Tamp the RediMound clay and brick together.
- If there are any irregularities in the finish, spread RediMound clay and rake it level.
- Then tamp it thoroughly.

3. FINISHING TOUCHES

- Spread a light layer of conditioner (such as calcined clay) over the completed mound.
- Use a tarp to control the moisture level of the mound.
- Any RediMound or RediBrick left over from project can be used for on-going maintenance.



TIPS

- Use an old t-shirt or empty plastic bag on end of the tamp to keep the moisturized clay from sticking to your tamp.
- Applying moisture between the applications of RediMound and RediBrick is essential to creating the bond between materials.
- Applying water to clay must be done carefully. A fine mist or a watering can is best. Apply slowly and allow the clay to absorb the moisture before applying more. Avoid puddling.
- Use tarps as a way to control the moisture level of these clay areas; both to protect the areas from excessive rain or sun.

MARCOCLAY.COM | 1.800.950.2555



INSTRUCTIONS FOR USING THE REDIKIT TO BUILD 2 BATTER'S BOXES

1. LAYOUT & SITE PREP

- String a line from 2nd base through the center of home plate.
- Survey and establish finish grade of the box.
- Establish the centre line of the boxes. (see diagram)
- Mark out the boxes. (see diagram)
- Using a pick axe and shovel, dig out the batter's boxes 4" below the height of home plate. (Be careful not to exceed 4" depth in your digging or you will need more RediMound than is provided in the RediKit)
- Lightly rake it and apply water. No puddles.

2. INSTALLATION OF THE MATERIALS

A. Prepare base of the excavated area for the RediBricks

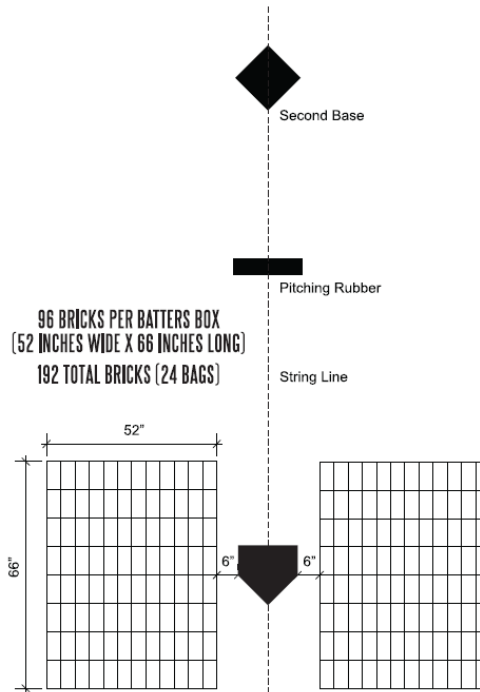
- Spread out a 1" layer of moisturized RediMound clay (approx 4 bags per batter's box) over the complete box area.
- Tamp firmly.
- Add RediMound as needed and tamp again to create a smooth level surface that is 3" lower than the finish grade.
- Apply water to provide a bond to the brick you are about to install.

B. Installing the RediBricks

- Begin at one end of a batter's box and place a line of RediBricks the full width of the box. (see diagram)
- Lay in the next lines of RediBrick as snug and straight as possible, then continue to lay the bricks row by row making sure the bricks are placed tightly one to the next.
- When all the bricks have been placed, backfill the edges of the excavated areas with material that you had dug earlier and tamp the edges very hard to hold in the outside brick.
- Spread a light layer of RediMound clay (approx 3 bags per batter's box) and brush it into any cracks in the brick pattern.
- Tamp the RediMound clay and brick together.
- If there are any irregularities in the finish, spread RediMound clay and rake level the surface of the whole box area.
- Then tamp it thoroughly.

3. FINISHING TOUCHES

- Spread sliding material over the completed batter's boxes and rake to the desired grade and appearance.
- Sliding material (approx 1/4" depth) will typically be the same as the material covering home plate area.
- The elevation of the finished surface should be the same height as home plate or slightly lower (1/8").



TIPS

- Use an old t-shirt or empty plastic bag on end of the tamp to keep the moisturized clay from sticking to your tamp.
- Applying moisture between the applications of RediMound and RediBrick is essential to creating the bond between materials.
- Applying water to clay must be done carefully. A fine mist or a watering can is best. Apply slowly and allow the clay to absorb the moisture before applying more. Avoid puddling.
- Use tarps as a way to control the moisture level of these clay areas; both to protect the areas from excessive rain or sun.


MARCOCLAY.COM | 1.800.950.2555



PITCHING MOUNDS | BATTER'S BOXES

MOUND CLAY

Field Usage: Pitcher's Mounds, Batter's Boxes



REDIMOUND, MOISTURIZED - TERRA COTTA RED

MCLAM	Mar-Co Mound Clay, Moisturized, Red Bulk	2000 lbs.			\$ 90.85	TON
MCLAM2	Mar-Co Mound Clay, Moisturized, Red Bag 40 lbs.	40 lbs.	54	2200	\$ 6.35	EA
MCLAM3	Mar-Co Mound Clay, Moisturized, Red Super Sac 1.5 Tons	3000 lbs.	1	3040	\$ 174.35	EA
MCLAM3.1	Mar-Co Mound Clay, Moisturized, Red Super Sac 1 Ton	2000 lbs.	1	2040	\$ 122.70	EA

MOUND CLAY, DRY - TERRA COTTA RED

MCLAD	Mar-Co Mound Clay, Dry, Red Bulk	2000 lbs.			\$ 70.20	TON
MCLAD2	Mar-Co Mound Clay, Dry, Red Bag 40 lbs.	40 lbs.	54	2200	\$ 5.75	EA
MCLAD3	Mar-Co Mound Clay, Dry, Red Super Sac 1.5 Tons	3000 lbs.	1	3040	\$ 152.75	EA
MCLAD3.1	Mar-Co Mound Clay, Dry, Red Super Sac 1 Ton	2000 lbs.	1	2040	\$ 110.25	EA

GUMBO GREY, MOISTURIZED - GREY/BLUE

MCLAG	Mar-Co Mound Clay, Moisturized, Grey Bulk	2000 lbs.			\$ 114.90	TON
MCLAG2	Mar-Co Mound Clay, Moisturized, Grey Bag 40 lbs.	40 lbs.	54	2200	\$ 6.85	EA
MCLAG3	Mar-Co Mound Clay, Moisturized, Grey Super Sac 1.5 Tons	3000 lbs.	1	3040	\$ 210.80	EA
MCLAG3.1	Mar-Co Mound Clay, Moisturized, Grey Super Sac 1 Ton	2000 lbs.	1	2040	\$ 146.85	EA

REDIKIT

Field Usage: Batter's Boxes & Pitching Mounds

REDIKIT	RediKit Pallet Assortment - for 2 Batter's Boxes or Pitching Mound (24 bags-RediBrick, 26 bags-RediMound)		50	2300	\$ 549.65	Pallet
---------	---	--	----	------	-----------	--------

Price for the RediMound is based on a full skid - \$6.35 per bag
Smaller quantities the price would be \$7.35 per bag.

The link below is for an instructional video

<https://www.marcoclay.com/products/batters-box-pitching-mound/>



758070 2nd Line E
Mulmur, Ontario
L9V 0G8

Local **(705) 466-3341**

Toll Free from 519 only **(866) 472-0417**

Fax **(705) 466-2922**

January 13, 2022

Dufferin County Economic Development Fund Reporting

The EDC received the Dufferin County Economic Development Implementation Fund grant in February 2020 the amount of \$30,000 to be used towards the development of a cycling strategy to promote recreation and tourism in Mulmur through cycling and increase spending at area businesses.

In 2020 the EDC issued an RFP and awarded the design and development of a cycling materials and signage to Christian Beausoleil.

Consultation with cyclists, user groups, municipal staff and the Economic Development Committee led to the recommendation that cycling stations be installed in areas where cycling is most prominent for residents, children and visitors, as well as where the municipality is focusing its "Share the Road" efforts. Consideration of impartiality, liability and maintenance was also given when identifying locations on governmental and private lands. The following locations were selected to receive the following infrastructure:

Dufferin Forest (Main Tract)

- Cycling Stand
- Fix-it Station
- Signage

Pine River Fishing Reserve

- Cycling Stand
- Bench
- Signage

Kilgorie Mailboxes

- Bench
- Signage

Municipal Office

- Cycling Stands
- Benches
- Fix-it Station

- Signage
- Honeywood Park
- Cycling Stand
 - Bench
 - Fix-it Station
 - Signage
- Thomson Trail Park
- Cycling Stands (2)
 - Benches (4)
 - Signage
- Mansfield Community Park
- Cycling Stands (2)
 - Signage

Next Steps

Due to time constraints and weather, cycling station infrastructure and signage will be installed in Spring 2022.

Economic Impact

Where possible, the Township secured the services of local vendors to support their initiatives including Cycling Elements in Orangeville and Dunwood Signs & Textiles in Dundalk.

Strategic Plan Implementation

Council’s Strategic Plan (2020-2024) commits the Township to sustainable growth while protecting the environment, scenic beauty, natural resources and agriculture and rural and community character of the Township. The four strategic paths identified in the plan include:

1. Growing a Prosperous Mulmur: Responsibly managing the fiscal resources of Mulmur and providing opportunities for success.
2. Growing a Connected Mulmur: Communication with and social connectivity within the Mulmur community.
3. Growing a Supportive Mulmur: Providing local services to support the needs of Mulmur residents and businesses.
4. Growing a Sustainable Mulmur: Being Proactive in Sustainable Initiatives to ensure the long term well being of Mulmur (includes Resources/Financial/People).

Within each path, goals are identified and supported by action items. Goal Four of Growing a Sustainable Mulmur is to promote and preserve Mulmur’s natural attractions to residents through:

- Promotion of the Bruce Trail
- Supporting cycling and equestrian activities in the Dufferin Forest, trails and roads
- Encouraging the development of the Pine River Fishing area

The development of cycling infrastructure throughout the Township has supported Council’s strategic plan and has accomplished Goal Four of Growing a Sustainable Mulmur. A copy of the 2020-2024 Strategic Plan can be found as Schedule A.

Budget Overview

Ledger detail and supporting invoices can be found as Schedule B.

REVENUE	
Dufferin County Grant	\$ 30,000.00
Township of Mulmur	\$ 2,920.04
TOTAL REVENUE	\$ 32,920.04

EXPENSES	
Christian Beausoleil	\$ 8,522.40
Barco Products	\$ 9,843.92
Dunwood Signs & Textiles	\$ 6,667.32
Cycling Elements	\$ 7,886.40
TOTAL EXPENSES	\$ 32,920.04

Materials

Signage design and cycling infrastructure can be found as Schedule C.

Sincerely,

Roseann Knechtel

Roseann Knechtel, Deputy Clerk/Planner Coordinator
Township of Mulmur



BICYCLES

BICYCLES



DID YOU KNOW?



The small hamlet of Mansfield was once a bustling 4 corners. With mills, cabinet makers, shoemakers, carriage house, taverns and a post office. There is still a general store on the same location as there was over 100 years ago.

- WELCOME TO -
THOMSON TRAIL PARK



TRAIL ETIQUETTE



Share the road



Show courtesy to all trail users



Stay on the trail



Stay to the right, pass on the left



Pedestrians have right of way



Do not litter



BICYCLISTS:

How to share the road safely

1. Stop at all stop signs
2. When riding 2 abreast, please leave the left half of the lane clear to allow drivers to see the road ahead for safer passing
3. Group riders should ride in tight, predictable and small formations that make it easier for vehicles to pass
4. Wear highly visible clothing and/or strong lights to be seen early



MOTORISTS:

How to pass cyclists

1. Pass only when the oncoming lane is clear
2. Be patient, 2 abreast cycling is legal
3. The law requires a minimum of 1 m space between a cyclist and the car when passing therefore all passes require a lane change. Never pass a cyclist within the same lane.
4. Bicyclists have the same rights to use the road as cars

ENJOY YOUR RIDE!

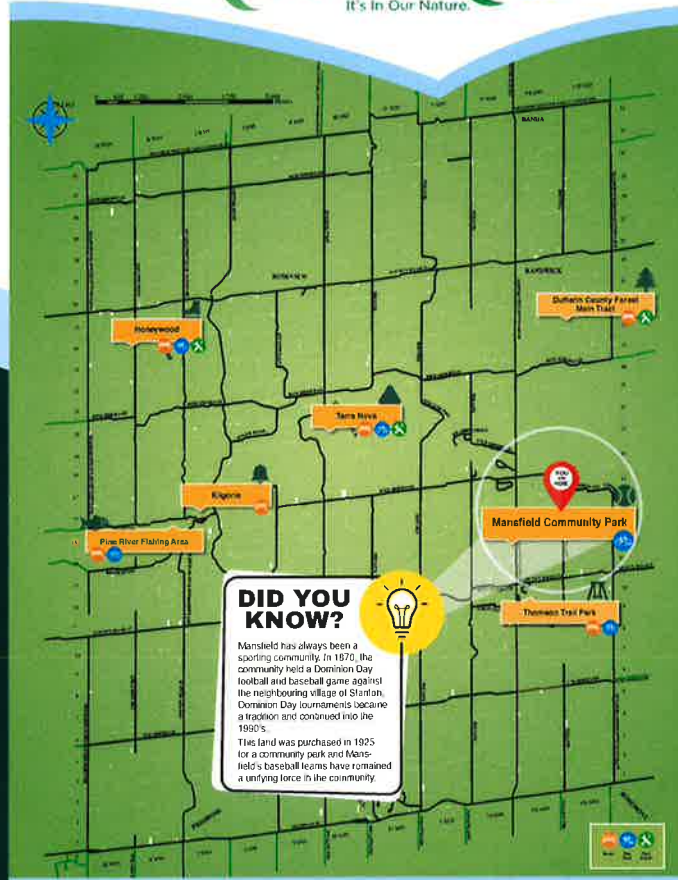


mulmur.ca



BICYCLES

BICYCLES



DID YOU KNOW?



Mansfield has always been a sporting community. In 1870, the community held a Dominion Day football and baseball game against the neighbouring village of Stantah. Dominion Day tournaments became a tradition and continued into the 1950's. This land was purchased in 1925 for a community park and Mansfield's baseball teams have remained a unifying force in the community.

- WELCOME TO -
**MANSFIELD
COMMUNITY PARK**

TRAIL ETIQUETTE

- Share the road
- Show courtesy to all trail users
- Stay on the trail
- Stay to the right, pass on the left
- Pedestrians have right of way
- Do not litter



BICYCLISTS:
How to share the road safely

1. Stop at all stop signs.
2. When riding 2 abreast please leave the left half of the lane clear to allow drivers to see the road ahead for safer passing.
3. Group riders should ride in tight predictable and small formations that make it easier for vehicles to pass.
4. Wear highly visible clothing and/or strong lights to be seen early.



MOTORISTS:
How to pass cyclists


1. Pass only when the oncoming lane is clear.
2. Be patient. 2 abreast cycling is legal.
3. The law requires a minimum of 1 m space between a cyclist and the car when passing therefore all passes require a lane change. Never pass a cyclist within the same lane.
4. Bicyclists have the same rights to use the road as cars.

ENJOY YOUR RIDE!

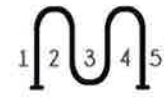


mulmur.ca

*Please note: Some color or style options have long lead times



★ 134 REVIEWS



🏆 Best Seller

📦 Ships Assembled

Optional Accessories

SKU: 038

\$0.00

Qty

ADD TO CART

Covers for Surface Mount Park-It Bike Racks/ Set of 2

SKU: 14739 (B)

\$30.85

Save 14% (36)

Qty

ADD TO CART

Surface Mount Hardware Kit (8)

SKU: 14740 (B)

\$22.85

Qty

ADD TO CART

- Description
- Specifications
- Documents
- Q&A
- Reviews

Description

It's time to buy at these prices!

- Capacity: 5, 7, 9, 11
- Security:
- Terrific, affordable bike parking solution
- Bike rack is available in a variety of bike capacity options
- Popular, strong, convenient and affordable
- Powder-coated steel in Black Onyx
- 1-7/8" OD 11-gauge round steel tubing



REVIEWS



Optional Accessories

Cassidy Bench Bronze Plaques
PQ-03

As low as \$151,80

[PERSONALIZE](#)

Please click Personalize to configure your product

- Description
- Specifications
- Documents
- Q&A
- Reviews

Specifications

SKU	02CL2924
Model Name	Backless Classic Bench
Material	Steel
Mount Type	Portable/Surface Mount
Seat Dimensions	72" l x 19"w x 18" h
Length	72"
Width	19"
Height	18"
Weight	120.000000

Description

Enhance outdoor spaces with elegant 6' seating

- Simple yet upscale bench enhances courtyards, parks, downtown areas and outdoor spaces
- Coordinates with best selling Cassidy Collection of tables and receptacles
- Precisely rolled slats offer maximum seating comfort
- Rust-resistant, stunning Black powder-coated finish
- Premium-quality, built-to-last steel construction
- Classic flare legs
- Easy assembly with included stainless steel hardware
- Pre-drilled for surface mounting



(/)

PRODUCTS ▾

RESOURCES ▾

TECH & DESIGN DOCUMENTS ▾

INTERNATIONAL ▾

ABOUT US ▾



TO GET A QUOTE OR PLACE A CUSTOM ORDER PLEASE CONTACT US (/CONTACT/CUSTOMER-SUPPORT)

Home (/) > Bike Repair Stations (/catalog/bike-repair-stations) > Deluxe Public Work Stand (/catalog/deluxe-public-work-stand)



Deluxe Public Work Stand

\$999.99

This Deluxe Public Work Stand is a fully equipped bicycle repair station featuring tools securely attached to retractable cables to prevent tangling. It is a fitting addition to any park, trail, city corner, or apartment complex allowing cyclists an easy, accessible means to keep their bikes rolling.

i Temporarily Extended Lead Times on this item. 10-12 weeks

Deluxe Public Work Stand (Powder Coat) - Red - \$999.99

▾ SUGGESTED ACCESSORIES



+\$724.99 for Outdoor Public Bike Pump (With Gauge, Stainless, Repair Stand Mount)



+\$169.99 for Wheel Chock (DPWS Mount Only, Powder Coat) - Red



+\$169.99 for Wheel Chock (DPWS Mount Only, Powder Coat) - Black



ADD TO CART (/CART?ID=4231)

SKU: 26347RED

MADE IN THE USA

Product Features

[26347C] Contact for custom colors: Minimum order quantity 10

- Tools securely attach by retractable braided stainless steel cables
- Large surface area for custom branding/signage; optional Saris branding as shown is available by request
- Designed to directly interface with Saris Outdoor Public Bike Pump with Gauge (sold separately)
- Impact and UV resistant front plate won't show wear and tear from pedal strikes

For more information, visit our [Documents & Design Library \(/page/technical-documents#dpws\)](/page/technical-documents#dpws)



+ SPECIFICATIONS



117000

116900

110550

110500

AIRPORT RD/COUNTY RD 18

110505

110600

110700

110900

111000

111100

116905

116800

116700

116600

110800

116300

116400

116500

COUNTY ROAD 17

112100

112000

111900

111800

116286

116284

116282

116290



112234

112260

112262

112232

112264

112284

112286

112288

112290

112292

112294

112230

112266

112228

112268

112226

112270

112272

112274

112364

112360

112362

112355

THOMPSON TRAIL

SOMERVILLE CRESCENT

107500

112700



**COUNCIL MINUTES
MARCH 2, 2022
9:00 A.M.**

Council Present: Mayor Horner, Deputy Mayor Hawkins, Councillor Boxem, Councillor Clark and Councillor Cufaro

Staff Present: Tracey Atkinson – CAO/Clerk/Planner, Heather Boston - Treasurer, John Willmetts, Director of Public Works, Roseann Knechtel - Deputy Clerk

11.0 TREASURY

11.1 User Fee Report

Moved by Hawkins and Seconded by Cufaro

WHEREAS Council received the request from the Mansfield Parks Committee to increase Adult Men's League by \$2 per hour with Minor Baseball rates remaining unchanged;

NOW THEREFORE Council direct staff to amend the Schedule of Fees to address the request of the Mansfield Parks Committee and increase the Adult Men's League by \$2 per hour.

CARRIED.